



IMA Commission on New Minerals, Nomenclature and Classification (CNMNC) – Newsletter 58

Ritsuro Miyawaki¹, Frédéric Hatert², Marco Pasero³, and Stuart J. Mills⁴

¹Chairman, CNMNC | Department of Geology, National Museum of Nature and Science, 4-1-1 Amakubo,
Tsukuba 305-0005, Japan

²Vice-Chairman, CNMNC | Laboratoire de Minéralogie, Université de Liège, Bâtiment B18,
Sart Tilman, 4000 Liège, Belgium

³Vice-Chairman, CNMNC | Dipartimento di Scienze della Terra, Università di Pisa,
Via Santa Maria 53, 56126 Pisa, Italy

⁴Secretary, CNMNC | Geosciences, Museum Victoria, P.O. Box 666, Melbourne, Victoria 3001, Australia

Correspondence: Marco Pasero (marco.pasero@unipi.it)

Published: 8 December 2020

The information given here is provided by the IMA Commission on New Minerals, Nomenclature and Classification for comparative purposes and as a service to mineralogists working on new species.

Each mineral is described in the following format:

- mineral name, if the authors agree on its release prior to the full description appearing in press;
- chemical formula;
- type locality;
- full authorship of proposal;
- e-mail address of corresponding author;
- relationship to other minerals;
- crystal system, space group, structure determined, yes or no;
- unit-cell parameters;
- strongest lines in the X-ray powder diffraction pattern;
- type specimen repository and specimen number;
- citation details for the mineral prior to publication of full description.

Citation details concern the fact that this information will be published in the *European Journal of Mineralogy* on a

routine basis, as well as being added month by month to the commission's website.

It is still a requirement for the authors to publish a full description of the new mineral.

No other information will be released by the commission.

1 New mineral proposals approved in October 2020

IMA no. 2019-100

Moxuanxueite



Gejiu intrusion, Honghe Hani and Yi Autonomous Prefecture, Yunnan Province, China (23°29'40" N, 103°4'41" E)

Kai Qu*, Guochen Dong, Ting Li, Guang Fan, Yufei Wang, Yinhang Cheng, Ruoshi Jin, Xiaoming Sun, Fengqing Zhao, and Yanjuan Wang

*E-mail: qukai_tegs@foxmail.com

Wöhlerite group

Triclinic: $P\bar{1}$; structure determined

$a = 10.9527(3)$, $b = 10.9289(4)$, $c = 7.3592(4)$ Å,
 $\alpha = 109.414(2)$, $\beta = 109.889(2)$, $\gamma = 83.416(2)^\circ$
3.264(32), 2.992(100), 2.863(58), 2.025(38), 1.947(14),
1.798(57), 1.699(25), 1.130(16)

Type material is deposited in the mineralogical collections of the Geological Museum of China, no. 16, Yangrou Hutong, Xisi, Beijing 100031, People's Republic of China, catalogue number M16103

How to cite: Qu, K., Dong, G., Li, T., Fan, G., Wang, Y., Cheng, Y., Jin, R., Sun, X., Zhao, F., and Wang, Y. L.: Moxuanxueite, IMA 2019-100, in: CNMNC Newsletter 58, Eur. J. Mineral., 32, <https://doi.org/10.5194/ejm-32-645-2020>, 2020.

IMA no. 2020-043

Kuvaevite

$\text{Ir}_5\text{Ni}_{10}\text{S}_{16}$

Sisim Placer Zone, river Sisim basin, southern portion of Krasnoyarskiy Kray, central Siberia, not far from Krasnoyarsk, southwestern Eastern Sayans, Russia

Andrei Y. Barkov*, Nadezhda D. Tolstykh, Nobumichi Tamura, Robert F. Martin, and Chi Ma

*E-mail: ore-minerals@mail.ru

The Ir-dominant analogue of torryweiserite (IMA no. 2020-048)

Trigonal: $R\bar{3}m$

$a = 7.079(5)$, $c = 34.34(1)$ Å

3.053(43), 3.010(100), 2.996(52), 2.799(50), 2.495(31), 1.921(41), 1.770(73), 1.758(66)

Type material is deposited in the collections of the Mineralogical Museum, Institute of Geology and Mineralogy, Siberian Branch of the Russian Academy of Sciences, Ak. Koptyug Ave. 3, Novosibirsk 630090, Russia, catalogue number III-102/1

How to cite: Barkov, A. Y., Tolstykh, N. D., Tamura, N., Martin, R. F., and Ma, C.: Kuvaevite, IMA 2020-043, in: CNMNC Newsletter 58, Eur. J. Mineral., 32, <https://doi.org/10.5194/ejm-32-645-2020>, 2020.

IMA no. 2020-044

Whiterockite

$\text{CaMgMn}_3^{3+}\text{O}_2(\text{PO}_4)_2(\text{CO}_3)\text{F}\cdot 5\text{H}_2\text{O}$

White Rock no. 2 quarry, Bimbowrie Conservation Park, 24 km N of Olary, South Australia, Australia (32°04' S, 140°19' E)

Peter Elliott* and Anthony R. Kampf

*E-mail: peter.elliott@adelaide.edu.au

Structurally related to jörgkellerite

Monoclinic: $C2/m$; structure determined

$a = 11.112(2)$, $b = 6.455(1)$, $c = 10.667(2)$ Å,
 $\beta = 102.61(3)^\circ$

10.385(100), 5.247(83), 2.760(46), 2.625(52), 2.012(23), 2.069(23), 1.741(35), 1.610(38)

Type material is deposited in the mineralogical collections of the South Australian Museum, North Terrace, Adelaide, South Australia 5000, Australia, registration number G34889

How to cite: Elliott, P. and Kampf, A. R.: Whiterockite, IMA 2020-044, in: CNMNC Newsletter 58, Eur. J. Mineral., 32, <https://doi.org/10.5194/ejm-32-645-2020>, 2020.

IMA no. 2020-048

Torryweiserite

$\text{Rh}_5\text{Ni}_{10}\text{S}_{16}$

Marathon deposit, Coldwell Complex, Ontario, Canada (48°48'07" N, 86°18'35" W)

Andrew M. McDonald*, Ingrid M. Kjarsgaard, Luca Bindi, Kirk C. Ross, Doreen E. Ames, Louis J. Cabri, and David J. Good

*E-mail: amcdonald@laurentian.ca

The Rh-dominant analogue of kuvaevite (IMA no. 2020-043)

Trigonal: $R\bar{3}m$; structure determined

$a = 7.060(1)$, $c = 34.271(7)$ Å

3.080(33), 3.029(58), 2.817(23), 1.933(30), 1.780(100), 1.307(23), 1.251(49), 1.023(35)

Type material is deposited in the mineralogical collections of the Canadian Museum of Nature, 1740 Pink Road, Gatineau, Quebec, Canada, catalogue numbers 87179 and 87181

How to cite: McDonald, A. M., Kjarsgaard, I. M., Bindi, L., Ross, K. C., Ames, D. E., Cabri, L. J., and Good, D. J.: Torryweiserite, IMA 2020-048, in: CNMNC Newsletter 58, Eur. J. Mineral., 32, <https://doi.org/10.5194/ejm-32-645-2020>, 2020.

IMA no. 2020-051

Vargite

$\text{Cu}_2\text{Mn}_3(\text{AsO}_4)_2(\text{OH})_4(\text{H}_2\text{O})_4$

Långban deposit, Filipstad district, Värmland county, Bergslagen ore province, Sweden (59.85° N, 14.26° E; 215 m a.s.l.)

Jörgen Langhof*, Luca Bindi, Andreas Karlsson, Dan Holtstam, and Erik Jonsson

*E-mail: jorgen.langhof@nrm.se

The Mn analogue of guanacoite

Monoclinic: $P2_1/c$; structure determined

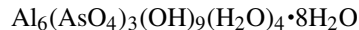
$a = 5.625(1)$, $b = 17.452(5)$, $c = 6.905(2)$ Å, $\beta = 100.21(5)^\circ$
8.726(100), 4.558(20), 4.419(50), 4.363(46), 3.106(33), 2.774(35), 2.691(28), 2.345 (25)

Type material is deposited in the mineralogical collections of the Department of Geosciences, Swedish Museum of Natural History, Box 50007, SE-10405 Stockholm, Sweden, collection number GEO-NRM 19370307

How to cite: Langhof, J., Bindi, L., Karlsson, A., Holtstam, D., and Jonsson, E.: Vargite, IMA 2020-051, in: CNMNC Newsletter 58, Eur. J. Mineral., 32, <https://doi.org/10.5194/ejm-32-645-2020>, 2020.

IMA no. 2020-052

Galeaclolusite



Salle B, South mine, Cap Garonne, Var, France
(43°04'53" N, 6°01'55" E)

Ian E. Grey*, George Favreau, Stuart J. Mills, W. Gus Mumme, Catherine Bougerol, Helen E.A. Brand, Anthony R. Kampf, Colin M. MacRae, and Finlay Shanks

*E-mail: ian.grey@csiro.au

Closely related to bulachite

Orthorhombic: *Pnma*; structure determined

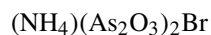
$a = 19.855(4)$, $b = 17.693(1)$, $c = 7.7799(5)$ Å
9.973(100), 8.851(60), 7.118(36), 6.696(56), 6.617(50),
6.126(38), 3.506(74), 3.326(66)

Type material is deposited in the mineralogical collections of the Museum Victoria, GPO Box 666, Melbourne, Victoria 3001, Australia, registration number M55455 (holotype), and the Natural History Museum of Los Angeles County, 900 Exposition Boulevard, Los Angeles, CA 90007, USA, catalogue number 74874 (cotype)

How to cite: Grey, I. E., Favreau, G., Mills, S. J., Mumme, W. G., Bougerol, C., Brand, H. E. A., Kampf, A. R., MacRae, C. M., and Shanks, F.: Galeaclolusite, IMA 2020-052, in: CNMNC Newsletter 58, Eur. J. Mineral., 32, <https://doi.org/10.5194/ejm-32-645-2020>, 2020.

IMA no. 2020-054

Ermakovite



Near the Ravat Kishlak (village), Kuhi-Malik area, Fan-Jagnob lignite basin, about 100 km N of Dushanbe, Tajikistan
(39°11'02" N, 68°35'11" E)

Vladimir Y. Karpenko, Leonid A. Pautov, Oleg I. Siidra*, and Mirak A. Mirakov

*E-mail: o.siidra@spbu.ru

The Br analogue of mauriziodiniite

Hexagonal: *P6/mmm*; structure determined

$a = 5.271(3)$, $c = 9.157(6)$ Å
9.160(80), 4.560(90), 3.228(100), 2.629(80), 2.522(60),
2.276(40), 1.817(40), 1.608(40)

Type material is deposited in the collections of the Fersman Mineralogical Museum, Russian Academy of Sciences, Leninskiy Prospekt 18-2, Moscow 119071, Russia, registration number 5525/1

How to cite: Karpenko, V. Y., Pautov, L. A., Siidra, O. I., and Mirakov, M. A.: Ermakovite, IMA 2020-054, in: CNMNC Newsletter 58, Eur. J. Mineral., 32, <https://doi.org/10.5194/ejm-32-645-2020>, 2020.

IMA no. 2019-009a

Palladothallite



Monchetundra layered intrusion, borehole 1818, Kola Peninsula, Russia (67°52'24" N, 32°47'10" E; depth 36.1 m)

Tatiana L. Grokhovskaya, Anna Vymazalová*, František Laufek, and Chris J. Stanley

*E-mail: anna.vymazalova@geology.cz

Known synthetic analogue

Tetragonal: *I4/mmm*

$a = 4.11$, $c = 15.3$ Å

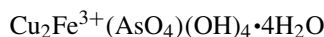
2.313(100), 2.053(34), 1.913(13), 1.452(9), 1.400(15),
1.230(18), 1.168(7), 1.156(7)

Type material is deposited in the mineralogical collections of the Department of Earth Sciences, Natural History Museum, Cromwell Road, South Kensington, London SW7 5BD, United Kingdom, catalogue number BM2019,1

How to cite: Grokhovskaya, T. L., Vymazalová, A., Laufek, F., and Stanley, C. J.: Palladothallite, IMA 2019-009a, in: CNMNC Newsletter 58, Eur. J. Mineral., 32, <https://doi.org/10.5194/ejm-32-645-2020>, 2020.

2 New mineral proposals approved in November 2020**IMA no. 2020-053**

Kernowite



Wheal Gorland, Parish of St. Day, Cornwall, United Kingdom (50°14'30" N, 5°10'58" W)

Mike S. Rumsey*, Mark D. Welch, John Spratt, Annette Kleppe, and Martin Števkó

*E-mail: m.rumsey@nhm.ac.uk

The Fe³⁺ analogue of liroconite

Monoclinic: *I2/a*; structure determined

$a = 12.9243(4)$, $b = 7.5401(3)$, $c = 10.0271(3)$ Å,
 $\beta = 91.267(3)^\circ$

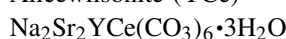
6.560(100), 6.067(91), 3.970(28), 3.066(41), 3.035(33),
2.841(30), 2.728(27), 2.460(20)

Type material is deposited in the mineralogical collections of the Natural History Museum, Cromwell Road, South Kensington, London SW7 5BD, United Kingdom, catalogue no. BM1964,R8908

How to cite: Rumsey, M. S., Welch, M. D., Spratt, J., Kleppe, A., and Števkó, M.: Kernowite, IMA 2020-053, in: CNMNC Newsletter 58, Eur. J. Mineral., 32, <https://doi.org/10.5194/ejm-32-645-2020>, 2020.

IMA no. 2020-055

Alicewilsonite-(YCe)



Poudrette (Demix) quarry, Mont Saint-Hilaire, Quebec, Canada (45°33'46" N, 73°08'30" W)

Inna Lykova*, Ralph Rowe, Glenn Poirier, Henrik Friis, and Kate Helwig

*E-mail: ilykova@nature.ca

Mckelveyite group

Triclinic: $P1$; structure determined

$a = 8.9950(4)$, $b = 9.0096(3)$, $c = 6.7676(4)$ Å,
 $\alpha = 102.745(4)$, $\beta = 116.324(5)$, $\gamma = 60.011(5)^\circ$
 6.07(31), 4.372(100), 4.037(25), 3.201(25), 2.831(67),
 2.601(39), 2.236(24), 1.974(24)

Type material is deposited in the mineralogical collections of the Canadian Museum of Nature, 240 McLeod Street, Ottawa, Ontario, Canada, catalogue number CMNMC 53660

How to cite: Lykova, I., Rowe, R., Poirier, G., Friis, H., and Helwig, K.: Alicewilsonite-(YCe), IMA 2020-055, in: CNMNC Newsletter 58, Eur. J. Mineral., 32, <https://doi.org/10.5194/ejm-32-645-2020>, 2020.

IMA no. 2020-056

Princivalleite

$\text{Na}(\text{Mn}_2\text{Al})\text{Al}_6(\text{Si}_6\text{O}_{18})(\text{BO}_3)_3(\text{OH})_3\text{O}$

Along the cut of a small road on the eastern side of the Curiglia Village, Veddasca Valley, Luino (Varese), Lombardy, Italy (46°03'30.74" N, 8°48'24.47" E)

Ferdinando Bosi*, Federico Pezzotta, Henrik Skobgy, Alessandra Altieri, Ulf Hålenius, Gioacchino Tempesta, and Jan Cempírek

*E-mail: ferdinando.bosi@uniroma1.it

Tourmaline supergroup

Trigonal: $R3m$; structure determined

$a = 15.9155(2)$, $c = 7.1166(1)$ Å
 4.198(43), 3.974(50), 3.441(67), 2.934(78), 2.567(100),
 2.028(51), 1.908(41), 1.647(34)

Type material is deposited in the mineralogical collections of the Museo Civico di Storia Naturale, Corso Venezia 55, 20121 Milan, Italy, catalogue number M38850

How to cite: Bosi, F., Pezzotta, F., Skobgy, H., Altieri, A., Hålenius, U., Tempesta, G., and Cempírek, J.: Princivalleite, IMA 2020-056, in: CNMNC Newsletter 58, Eur. J. Mineral., 32, <https://doi.org/10.5194/ejm-32-645-2020>, 2020.

IMA no. 2020-057

Ferriprehnite

$\text{Ca}_2\text{Fe}^{3+}(\text{AlSi}_3)\text{O}_{10}(\text{OH})_2$

Kouragahana, Kitaura, Mihonoseki-cho, Matsue City, Shimane Peninsula, Shimane Prefecture, Japan

Mariko Nagashima*, Daisuke Nishio-Hamane, Shuichi Ito, and Takahiro Tanaka

*E-mail: nagashim@yamaguchi-u.ac.jp

The Fe^{3+} analogue of prehnite

Orthorhombic: $Pma2$; structure determined

$a = 18.615(1)$, $b = 5.4882(3)$, $c = 4.6735(3)$ Å
 4.674(32), 3.558(32), 3.495(54), 3.324(45), 3.298(43),
 3.087(100), 2.572(77), 1.779(45)

Type material is deposited in the mineralogical collections of the National Museum of Nature and Science, 4-1-1 Amakubo, Tsukuba 305-0005, Japan, specimen number NSM-M47662

How to cite: Nagashima, M., Nishio-Hamane, D., Ito, S., and Tanaka, T.: Ferriprehnite, IMA 2020-057, in: CNMNC Newsletter 58, Eur. J. Mineral., 32, <https://doi.org/10.5194/ejm-32-645-2020>, 2020.

IMA no. 2020-058

Ferro-fluoro-edenite

$\text{NaCa}_2\text{Fe}_5^{2+}(\text{Si}_7\text{AlO}_{22})\text{F}_2$

La Fossa crater, Vulcano Island, Messina province, Sicily, Italy (38°23'59" N, 14°57'36" E)

Italo Campostrini*, Francesco Demartin, Pietro Vignola, and Federico Pezzotta

*E-mail: italo.campostrini@unimi.it

Amphibole supergroup

Monoclinic: $C2/m$; structure determined

$a = 9.913(2)$, $b = 18.174(4)$, $c = 5.294(1)$ Å, $\beta = 104.85(3)^\circ$
 8.54(100), 4.506(16), 3.154(16), 2.833(43), 2.057(14),
 1.910(12), 1.662(15), 1.517(11)

Type material is deposited in the mineralogical collections of the Museo Civico di Storia Naturale, Corso Venezia 55, 20121 Milan, Italy, catalogue number M38849

How to cite: Campostrini, I., Demartin, F., Vignola, P., and Pezzotta, F.: Ferro-fluoro-edenite, IMA 2020-058, in: CNMNC Newsletter 58, Eur. J. Mineral., 32, <https://doi.org/10.5194/ejm-32-645-2020>, 2020.

IMA no. 2020-059

Nakkaalaaqite

$\text{K}_2[\text{Na}_3\text{Ca}]\text{LiCa}_2\text{Ti}_2\text{Be}_4\text{Si}_{12}\text{O}_{38}$

Mount Nakkaalaaq, Ilímaussaq Alkaline Complex, Greenland (60°58'56" N, 45°54'58" W)

Henrik Friis*, Glenn Poirier, Tom Andersen, and Robert A. Gault

*E-mail: geofriis@yahoo.com

The Li analogue of odintsovite

Orthorhombic: $Fddd$; structure determined

$a = 13.1029(2)$, $b = 14.2468(2)$, $c = 33.6099(5)$ Å
 9.249(100), 4.424(39), 4.159(40), 3.278(84), 3.162(41),
 3.046(41), 2.928(32), 2.412(34)

Type material is deposited in the mineralogical collections of the Natural History Museum of Denmark, University of Copenhagen, Øster Voldgade 5–7, 1350 Copenhagen K, Denmark, catalogue number 2000.280 (optical study), the

Natural History Museum, University of Oslo, P.O. Box 1172, Blindern, 0318 Oslo, Norway, catalogue number KNR 44239 (PXRD and SCXRD), and the Canadian Museum of Nature, 240 McLeod Street, Ottawa, Ontario, Canada, catalogue number CMNMC 87569 (EMPA and LA-ICP-MS)

How to cite: Friis, H., Poirier, G., Andersen, T., and Gault, R. A.: Nakkaalaaqite, IMA 2020-059, in: CNMNC Newsletter 58, Eur. J. Mineral., 32, <https://doi.org/10.5194/ejm-32-645-2020>, 2020.

IMA no. 2020-060

Grimmite

NiCo_2S_4

At the mine dump of the shaft no. 9 – Jerusalem, Příbram ore district, central Bohemia, Czech Republic (49°40'12.806" N, 14°01'48.102" E)

Pavel Škácha, Jiří Sejkora*, Jakub Plášil, Zdeněk Dolníček, and Jana Ulmanová

*E-mail: jiri_sejkora@nm.cz

Spinel supergroup

Cubic: $F\bar{d}3m$; structure determined

$a = 9.3933(9)$ Å

3.321(75), 2.712(7), 2.348(81), 2.155(6), 1.917(27), 1.660(100), 1.485(11), 1.356(15)

Cotype material is deposited in the mineralogical collections of the Mining museum Příbram, Hynka Kličky Place 293, 26101 Příbram VI, Czech Republic, catalogue number 3/2020, and the Department of Mineralogy and Petrology, National Museum in Prague, Cirkusová 1740, 19300 Prague 9, Czech Republic, catalogue number PIP 49/2020

How to cite: Škácha, P., Sejkora, J., Plášil, J., Dolníček, Z., and Ulmanová, J.: Grimmite, IMA 2020-060, in: CNMNC Newsletter 58, Eur. J. Mineral., 32, <https://doi.org/10.5194/ejm-32-645-2020>, 2020.

IMA no. 2020-061

Zvěstovite-(Zn)

$\text{Ag}_6(\text{Ag}_4\text{Zn}_2)\text{As}_4\text{S}_{13}$

At the mine dump of the small deposit of Zvěstov (Stříbrnice), 1200 m NNE of the village of Zvěstov, 10 km SW of Vlašim, central Bohemia, Czech Republic (49°38'39.069" N, 14°47'51.993" E)

Jiri Sejkora*, Cristian Biagioni, Luboš Vrtiška, and Yves Moëlo

*E-mail: jiri_sejkora@nm.cz

Tetrahedrite group

Cubic: $I\bar{4}3m$; structure determined

$a = 10.850(2)$ Å

7.672(5), 4.429(4), 3.132(100), 2.712(22), 2.128(5), 1.981(11), 1.918(32), 1.636(15)

Type material is deposited in the mineralogical collections of the Department of Mineralogy and Petrology, National Museum in Prague, Cirkusová 1740, 19300 Prague 9, Czech Republic, catalogue number PIP 50/2020, and the Museo di Storia Naturale, Università di Pisa, Via Roma 79, Calci (PI), catalogue number 19921

How to cite: Sejkora, J., Biagioni, C., Vrtiška, L., and Moëlo, Y.: Zvěstovite-(Zn), IMA 2020-061, in: CNMNC Newsletter 58, Eur. J. Mineral., 32, <https://doi.org/10.5194/ejm-32-645-2020>, 2020.

IMA no. 2020-062

Kenoargentotennantite-(Fe)

$\text{Ag}_6(\text{Cu}_4\text{Fe}_2)\text{As}_4\text{S}_{12}$

Pollone mine, Valdicastello Carducci, Pietrasanta (LU), Apuan Alps, Tuscany, Italy (43°57'47" N, 10°16'19" E)

Cristian Biagioni*, Jiri Sejkora, Yves Moëlo, Emil Makovicky, Marco Pasero, and Zdeněk Dolníček

*E-mail: cristian.biagioni@unipi.it

Tetrahedrite group

Cubic: $I\bar{4}3m$; structure determined

$a = 10.3740(5)$ Å

7.336(13), 2.995(100), 2.594(18), 2.212(7), 2.035(7), 1.894(8), 1.834(36), 1.564(18)

Type material is deposited in the mineralogical collections of the Museo di Storia Naturale, Università di Pisa, Via Roma 79, Calci (PI), catalogue number 19920

How to cite: Biagioni, C., Sejkora, J., Moëlo, Y., Makovicky, E., Pasero, M., and Dolníček, Z.: Kenoargentotennantite-(Fe), IMA 2020-062, in: CNMNC Newsletter 58, Eur. J. Mineral., 32, <https://doi.org/10.5194/ejm-32-645-2020>, 2020.

IMA no. 2020-063

Tennantite-(Hg)

$\text{Cu}_6(\text{Cu}_4\text{Hg}_2)\text{As}_4\text{S}_{13}$

Lengenbach quarry, Imfeld, Binn Valley, Canton Valais, Switzerland (46°21'54" N, 8°13'15" E)

Cristian Biagioni*, Jiri Sejkora, Thomas Raber, Philippe Roth, Yves Moëlo, Zdeněk Dolníček, and Marco Pasero

*E-mail: cristian.biagioni@unipi.it

Tetrahedrite group

Cubic: $I\bar{4}3m$; structure determined

$a = 10.455(7)$ Å

4.268(6), 3.018(100), 2.614(22), 2.464(4), 2.050(4), 1.909(10), 1.848(38), 1.576(20)

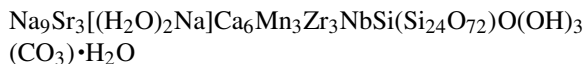
Type material is deposited in the mineralogical collections of the Museo di Storia Naturale, Università di Pisa, Via Roma 79, Calci (PI), catalogue number 19919

How to cite: Biagioni, C., Sejkora, J., Raber, T., Roth, P., Moëlo, Y., Dolníček, Z., and Pasero, M.: Tennantite-(Hg),

IMA 2020-063, in: CNMNC Newsletter 58, Eur. J. Mineral., 32, <https://doi.org/10.5194/ejm-32-645-2020>, 2020.

IMA no. 2020-064

Odikhinchaite



Odikhincha ultrabasic complex, Maymecha–Kotuy alkaline province, Kotuy River basin, Taymyr, Krasnoyarskiy Kray, Siberia, Russia (70°53' N, 101°16' E)

Yuliya D. Gritsenko, Nikita V. Chukanov*, Sergey M. Ak-senov, Igor V. Pekov, Dmitry A. Varlamov, Leonid A. Pautov, Svetlana A. Vozchikova, and Sergey N. Britvin

*E-mail: nikchukanov@yandex.ru

Eudialyte group

Trigonal: $R\bar{3}m$; structure determined

$$a = 14.2179(1), c = 30.3492(3) \text{ \AA}$$

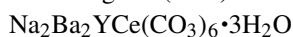
11.42(64), 5.71(39), 4.309(41), 3.405(53), 3.208(45), 3.167(44), 2.978(100), 2.858(86)

Type material is deposited in the collections of the Fersman Mineralogical Museum, Russian Academy of Sciences, Leninskiy Prospekt 18-2, Moscow 119071, Russia, registration numbers 5587/1 and 5588/1

How to cite: Gritsenko, Y. D., Chukanov, N. V., Ak-senov, S. M., Pekov, I. V., Varlamov, D. A., Pautov, L. A., Vozchikova, S. A., and Britvin, S. N.: Odikhinchaite, IMA 2020-064, in: CNMNC Newsletter 58, Eur. J. Mineral., 32, <https://doi.org/10.5194/ejm-32-645-2020>, 2020.

IMA no. 2020-065

Bainbridgeite-(YCe)



Poudrette (Demix) quarry, Mont Saint-Hilaire, Quebec, Canada (45°33'46" N, 73°08'30" W)

Inna Lykova*, Ralph Rowe, Glenn Poirier, Henrik Friis, and Kate Helwig

*E-mail: ilykova@nature.ca

Mckelveyite group

Triclinic: $P1$; structure determined

$$a = 9.0874(4), \quad b = 9.0877(4), \quad c = 6.8826(3) \text{ \AA}$$

$$\alpha = 102.912(4), \quad \beta = 116.208(4), \quad \gamma = 60.322(4)^\circ$$

6.22(4), 4.43(100), 4.09(37), 3.263(26), 2.888(67), 2.633(38), 2.263(23), 2.010(20)

Type material is deposited in the mineralogical collections of the Canadian Museum of Nature, 240 McLeod Street, Ottawa, Ontario, Canada, catalogue number CMNMC 46324

How to cite: Lykova, I., Rowe, R., Poirier, G., Friis, H., and Helwig, K.: Bainbridgeite-(YCe), IMA 2020-065, in: CNMNC Newsletter 58, Eur. J. Mineral., 32, <https://doi.org/10.5194/ejm-32-645-2020>, 2020.

IMA no. 2020-012a

Davemaoite



As inclusions in a diamond from the Orapa kimberlite pipe, Orapa, Botswana (21°18'24" S, 25°22'12" E)

Oliver Tschauner*, Shichun Huang, Shuying Yang, and Mu-nir Humayun

*E-mail: olivert@physics.unlv.edu

Perovskite group

Cubic: $Pm\bar{3}m$; structure determined

$$a = 3.591(2) \text{ \AA}$$

2.539(100), 2.073(50), 1.795(84), 1.466(43), 1.270(48), 1.136(19), 1.037(15), 0.960(22)

Type material is deposited in the mineralogical collections of the Natural History Museum of Los Angeles County, 900 Exposition Boulevard, Los Angeles, CA 90007, USA, catalogue number 74541

How to cite: Tschauner, O., Huang, S., Yang, S., and Humayun, M.: Davemaoite, IMA 2020-012a, in: CNMNC Newsletter 58, Eur. J. Mineral., 32, <https://doi.org/10.5194/ejm-32-645-2020>, 2020.

IMA no. 2020-030a

Oreillyite



Kishon Mid Reach Zone 1, Kishon River, Haifa district, Israel

Luca Bindi*, Martin Saunders, Sarah E. M. Gain, Fernando Cámara, William L. Griffin, and Vered Toledo

*E-mail: luca.bindi@unifi.it

Known synthetic analogue

Trigonal: $P\bar{3}1m$; structure determined

$$a = 4.7853(5), c = 4.4630(6) \text{ \AA}$$

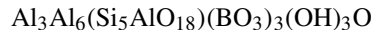
2.405(25), 2.239(38), 2.119(82), 2.119(100), 1.639(18), 1.389(29), 1.180(20), 0.871(18)

Type material is deposited in the mineralogical collections of the Centre for Microscopy, Characterisation and Analysis, The University of Western Australia, Perth, WA 6009, Australia, catalogue number 1174-C_FF, and the Museo di Storia Naturale, Università di Firenze, Via La Pira 4, I-50121, Florence, Italy, catalogue number 3364/I

How to cite: Bindi, L., Saunders, M., Gain, S. E. M., Cámara, F., Griffin, W. L., and Toledo, V.: Oreillyite, IMA 2020-030a, in: CNMNC Newsletter 58, Eur. J. Mineral., 32, <https://doi.org/10.5194/ejm-32-645-2020>, 2020.

IMA no. 2020-008b

Alumino-oxy-rossmanite



Moldanubian pegmatite, Hengl quarry, ca. 800 m NE of the village of Eibenstein an der Thaya, Waidhofen an der Thaya district, Austria (48°50'56" N, 15°34'56" E)

Andreas Ertl*, John M. Hughes, Stefan Prowatke, Thomas Ludwig, Christian L. Lengauer, and Hans-Peter Meyer

*E-mail: andreas.ertl@a1.net

Tourmaline supergroup

Trigonal: $R\bar{3}m$; structure determined

$$a = 15.8031(3), c = 7.0877(3) \text{ \AA}$$

6.294(28), 4.178(61), 3.951(85), 3.431(55), 2.924(78), 2.553(100), 2.020(39), 1.899(30)

Type material is deposited in the mineralogical collections of the National Museum of Natural History, Smithsonian Institution, 10th St. & Constitution Ave. NW, Washington, DC 20560, USA, sample NMNH 173824, the Mineralogical and Geological Museum, Harvard University, 26 Oxford St., Cambridge, MA 02138, USA, sample 134790, and the Fersman Mineralogical Museum, Russian Academy of Sciences, Leninskiy Prospekt 18-2, Moscow 119071, Russia, sample 93533

How to cite: Ertl, A., Hughes, J. M., Prowatke, S., Ludwig, T., Lengauer, C. L., and Meyer, H.-P.: Alumino-oxy-rossmanite, IMA 2020-008b, in: CNMNC Newsletter 58, Eur. J. Mineral., 32, <https://doi.org/10.5194/ejm-32-645-2020>, 2020.