

# IMA Commission on New Minerals, Nomenclature and Classification (CNMNC)

## NEWSLETTER 27

---

### New minerals and nomenclature modifications approved in 2015

U. HÄLENIUS<sup>1</sup> (Chairman, CNMNC), F. HATERT<sup>2</sup> (Vice-Chairman, CNMNC), M. PASERO<sup>3</sup> (Vice-Chairman, CNMNC) AND S. J. MILLS<sup>4</sup> (Secretary, CNMNC)

<sup>1</sup> Department of Mineralogy, Naturhistoriska Riksmuseet, Box 50007, SE-104 05 Stockholm, Sweden – ulf.halenius@nrm.se

<sup>2</sup> Laboratoire de Minéralogie, Université de Liège, B-4000 Liège, Belgium – fhatert@ulg.ac.be

<sup>3</sup> Dipartimento di Scienze della Terra, Università di Pisa, Via Santa Maria 53, I-56126 Pisa, Italy – marco.pasero@unipi.it

<sup>4</sup> Geosciences, Museum Victoria, PO Box 666, Melbourne, Victoria 3001, Australia – smills@museum.vic.gov.au

The information given here is provided by the IMA Commission on New Minerals, Nomenclature and Classification for comparative purposes and as a service to mineralogists working on new species.

Each mineral is described in the following format:

**Mineral name, if the authors agree on its release prior to the full description appearing in press**

Chemical formula

Type locality

Full authorship of proposal

E-mail address of corresponding author

Relationship to other minerals

Crystal system, Space group; Structure determined, yes or no

Unit-cell parameters

Strongest lines in the X-ray powder diffraction pattern

Type specimen repository and specimen number

Citation details for the mineral prior to publication of full description

**Citation details concern the fact that this information will be published in the *Mineralogical Magazine* on a routine basis, as well as being added month by month to the Commission's web site.**


**It is still a requirement for the authors to publish a full description of the new mineral.**

NO OTHER INFORMATION WILL BE RELEASED BY THE COMMISSION

NEW MINERAL PROPOSALS APPROVED IN  
AUGUST 2015Newsletter No. 27, October 2015, page 1224;  
*Mineralogical Magazine*, **79**, 1229–1236.

## IMA No. 2015-041

Dachiardite-K



1 km NW of the village of Zvezdel, and 0.5 km E of the village of Austa, Momchilgrad Municipality, Eastern Rhodopes, Bulgaria  
Nikita V. Chukanov\*, Svetlana Encheva, Petko Petrov, Igor V. Pekov, Dmitriy I. Belakovskiy, Sergey N. Britvin and Sergey M. Aksenov

\*E-mail: chukanov@icp.ac.ru

Zeolite supergroup

Monoclinic:  $C2/m$ ,  $Cm$  or  $C2$  $a = 18.670(8)$ ,  $b = 7.511(3)$ ,  $c = 10.231(4)$  Å, $\beta = 107.79(3)^\circ$ 

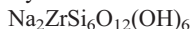
9.76(24), 8.85(58), 4.985(13), 4.870(59), 3.807(16), 3.768(20), 3.457(100), 2.966(17)

Type material is deposited in the mineralogical collections of the Earth and Man National Museum, Sofia, Bulgaria, registration number 23927

How to cite: Chukanov, N.V., Encheva, S., Petrov, P., Pekov, I.V., Belakovskiy, D.I., Britvin, S.N. and Aksenov, S.M. (2015) Dachiardite-K, IMA 2015-041. CNMNC Newsletter No. 27, October 2015, page 1224; *Mineralogical Magazine*, **79**, 1229–1236.

## IMA No. 2015-042

Hydroterskite



Saint-Amable sill, approximately 20 km ENE of Montréal, and 7 km E of the St. Lawrence River, Verchères county, Québec, Canada ( $45^\circ 39' \text{N}$ ,  $73^\circ 7' \text{W}$ )

Joel D. Grice\*, Ralph Rowe and Glenn Poirier

\*E-mail: jgrice@mus-nature.ca

Related to terskite

Orthorhombic:  $Pnca$ ; structure determined $a = 13.956(6)$ ,  $b = 14.894(5)$ ,  $c = 7.441(4)$  Å

7.427(56), 4.123(55), 3.716(53), 3.482(51), 3.322(100), 3.283(80), 3.158(54), 2.544(57)

Type material is deposited in the mineralogical collections of the Canadian Museum of Nature, P.O. Box 3443, Station D, Ottawa, Ontario K1P 6P4, catalogue number CMNMC 86896

How to cite: Grice, J.D., Rowe, R. and Poirier, G. (2015) Hydroterskite, IMA 2015-042. CNMNC

## IMA No. 2015-043

Lucchesiite



Ratnapura, Sri Lanka ( $6^\circ 35' \text{N}$ ,  $80^\circ 35' \text{E}$ ) and Mirošov, near Strážek, western Moravia, Czech Republic ( $49^\circ 27' 49.38'' \text{N}$ ,  $16^\circ 9' 54.34'' \text{E}$ )

Ferdinando Bosi\*, Henrik Skogby, Marco E. Ciriotti, Petr Gadas, Milan Novák, Jan Cempírek, Dalibor Všianský and Jan Filip

\*E-mail: ferdinando.bosi@uniroma1.it

Tourmaline supergroup

Trigonal:  $R3m$ ; structure determined $a = 16.0018(7)$ ,  $c = 7.2149(3)$  Å

SL: 4.236(42), 3.490(72), 2.970(99), 2.587(100), 2.048(65), 1.926(43), 1.666(38), 1.512(42)

CR: 6.424(53), 4.249(41), 4.007(29), 3.503(100), 2.979(100), 2.591(84), 2.413(22), 2.053(49)

Type material (SL) is deposited in the collections of the Museum of Mineralogy, Earth Sciences Department, Sapienza University of Rome, Piazzale Aldo Moro 5, 00185 Rome, catalogue number 33198/1. Co-type material (CR) is deposited in the Moravian Museum, Department of Mineralogy and Petrography, Zelný trh 6, Brno, Czech Republic, catalogue numbers A11137 and A11138

How to cite: Bosi, F., Skogby, H., Ciriotti, M.E., Gadas, P., Novák, M., Cempírek, J., Všianský, D. and Filip, J. (2015) Lucchesiite, IMA 2015-043. CNMNC Newsletter No. 27, October 2015, page 1224; *Mineralogical Magazine*, **79**, 1229–1236.

## IMA No. 2015-045

Hexacelsian



Hatrurim Basin, near Arad, Negev Desert, Israel ( $31^\circ 09' \text{N}$ ,  $35^\circ 17' \text{E}$ )

Irina O. Galuskina\*, Evgeny V. Galuskin, Krystian Prusik, Yevgeny Vapnik, Piotr Dzierżanowski and Mikhail Murashko

\*E-mail: irina.galuskina@us.edu.pl

A polymorph of celsian

Hexagonal:  $P6_3/mcm$  $a = 5.292(1)$ ,  $c = 15.557(2)$  Å

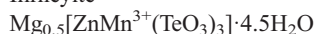
7.779(28), 3.949(100), 2.965(75), 2.646(44), 2.198(30), 1.852(20), 1.691(17), 1.582(22)

Type material is deposited in the collections of the Mineralogical Museum, University of Wrocław, Cybulskiego 30, 50-205 Wrocław, Poland, catalogue number MMUWr II-20465

How to cite: Galuskina, I.O., Galuskin, E.V., Prusik, K., Vapnik, Y., Dzierzanowski, P. and Murashko, M. (2015) Hexacelsian, IMA 2015-045. CNMNC Newsletter No. 27, October 2015, page 1224; *Mineralogical Magazine*, **79**, 1229–1236.

#### IMA No. 2015-046

Ilimeyite



Sentyabr'skoe silver and gold deposit, 110 km ESE of the town of Bilibino, Western Chukotka, North-Eastern Region, Russia (67°41'N, 168°52'E)

Igor V. Pekov\*, Oleg I. Siidra, Evgeniy A. Vlasov, Vasilii O. Yapaskurt, Evgeniya A. Lukina, Yuri S. Polekhovskiy and Andrey V. Apletalin

\*E-mail: igorpekov@mail.ru

The Mn<sup>3+</sup> analogue of zemannite

Hexagonal:  $P6_3/m$ ; structure determined

$a = 9.40(2)$ ,  $c = 7.66(2)$  Å

8.18(100), 4.088(61), 3.847(14), 3.087(15), 2.977(16), 2.864(24), 2.796(52), 2.356(10)

Type material is deposited in the collections of the Fersman Mineralogical Museum of the Russian Academy of Sciences, Moscow, Russia, registration number 4720/1

How to cite: Pekov, I.V., Siidra, O.I., Vlasov, E.A., Yapaskurt, V.O., Lukina, E.A., Polekhovskiy, Y.S. and Apletalin, A.V. (2015) Ilimeyite, IMA 2015-046. CNMNC Newsletter No. 27, October 2015, page 1225; *Mineralogical Magazine*, **79**, 1229–1236.

#### IMA No. 2015-047

Itelmenite



In several fumaroles on the Naboko cinder cone of the Great Fissure Eruption, Tolbachik volcano, Kamchatka Peninsula, Far-Eastern Region, Russia (55°46'06"N, 160°18'59"E, 1650 m asl) Evgeny V. Nazarchuk, Oleg I. Siidra\*, Atali A. Agakhanov, Evgeniya A. Lukina, Evgeniya Y. Avdontseva, Lidiya P. Vergasova, Stanislav K. Filatov and Gennady A. Karpov

\*E-mail: o.siidra@spbu.ru

New structure type

Orthorhombic:  $Pbca$ ; structure determined

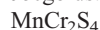
$a = 9.568(2)$ ,  $b = 8.790(2)$ ,  $c = 28.715(8)$  Å  
7.961(30), 7.180(31), 5.912(100), 3.845(62), 3.629(33), 3.491(26), 3.000(24), 2.939(52)

Type material is deposited in the collections of the Mineralogical Museum, Department of Mineralogy, St Petersburg State University, St Petersburg, Russia, specimen number 19637

How to cite: Nazarchuk, E.V., Siidra, O.I., Agakhanov, A.A., Lukina, E.A., Avdontseva, E.Y., Vergasova, L.P., Filatov, S.K. and Karpov, G.A. (2015) Itelmenite, IMA 2015-047. CNMNC Newsletter No. 27, October 2015, page 1225; *Mineralogical Magazine*, **79**, 1229–1236.

#### IMA No. 2015-049

Joegoldsteinite



Social Circle iron meteorite, Walton Co., Georgia, USA

Junko Isa\*, Chi Ma, Alan Rubin and John Wasson

\*E-mail: jisa@ucla.edu

The Mn analogue of daubréelite

Cubic:  $Fd\bar{3}m$

$a = 10.11$  Å

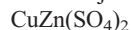
5.837(18), 3.574(34), 3.048(100), 2.528(58), 1.946(50), 1.787(95), 1.032(27), 0.799(40)

Type material is deposited in the Meteorite Collection, University of California, 595 Charles Young Drive East, Los Angeles, California 90095, USA, thick section TK724

How to cite: Isa, J., Ma, C., Rubin, A. and Wasson, J. (2015) Joegoldsteinite, IMA 2015-049. CNMNC Newsletter No. 27, October 2015, page 1225; *Mineralogical Magazine*, **79**, 1229–1236.

#### IMA No. 2015-050

Hermannjahnite



Naboko scoria cone, Great Fissure Eruption, Tolbachik volcano, Kamchatka Peninsula, Far-Eastern Region, Russia (55°46'N, 160°19'E, 1650 m asl)

Oleg I. Siidra\*, Evgeny V. Nazarchuk, Atali A. Agakhanov, Evgeniya A. Lukina, Lidiya P. Vergasova, Stanislav K. Filatov, Igor V. Pekov, Gennady A. Karpov and Vasilii O. Yapaskurt

\*E-mail: o.siidra@spbu.ru

The Zn analogue of dravertite

Monoclinic:  $P2_1/n$ ; structure determined

$a = 4.8076(2)$ ,  $b = 8.4785(3)$ ,  $c = 6.7648(3)$  Å,  
 $\beta = 93.041(3)^\circ$   
 4.231(31), 4.177(100), 3.630(72), 3.486(25),  
 2.681(29), 2.648(69), 2.561(29), 2.428(63)  
 Type material is deposited in the collections of the  
 Mineralogical Museum, Department of  
 Mineralogy, St Petersburg State University, St  
 Petersburg, Russia, specimen no. 19659  
 How to cite: Siidra, O.I., Nazarchuk, E.V.,  
 Agakhanov, A.A., Lukina, E.A., Vergasova,  
 L.P., Filatov, S.K., Pekov, I.V., Karpov, G.A. and  
 Yapaskurt, V.O. (2015) Hermannjahnite, IMA  
 2015-050. CNMNC Newsletter No. 27, October  
 2015, page 1225; *Mineralogical Magazine*, **79**,  
 1229–1236.

#### IMA No. 2015-051

Grootfonteinite  
 $\text{Pb}_3\text{O}(\text{CO}_3)_2$   
 Kombat mine, Grootfontein District,  
 Otjozondjupa Region, Namibia  
 Oleg I. Siidra\*, Erik Jonsson, Nikita V. Chukanov,  
 Igor V. Pekov, Diana O. Zinyakhina, Yury  
 S. Polekhovskiy and Vasilii O. Yapaskurt  
 \*E-mail: o.siidra@spbu.ru  
 Structurally related to hydrocerussite and  
 plumbonacrite  
 Hexagonal:  $P6_3mc$ ; structure determined  
 $a = 5.303(1)$ ,  $c = 13.770(2)$  Å  
 4.353(9), 3.441(8), 3.244(100), 2.652(30), 2.627(12),  
 2.294(21), 2.267(5), 2.053(39)  
 Cotype material is deposited in the mineralogical  
 collections of the Swedish Museum of Natural  
 History, Stockholm, Sweden, catalogue number  
 20080176  
 How to cite: Siidra, O.I., Jonsson, E., Chukanov,  
 N.V., Pekov, I.V., Zinyakhina, D.O., Polekhovskiy,  
 Y.S. and Yapaskurt, V.O. (2015) Grootfonteinite,  
 IMA 2015-051. CNMNC Newsletter No. 27,  
 October 2015, page 1226; *Mineralogical  
 Magazine*, **79**, 1229–1236.

#### IMA No. 2015-052

Manganiceladonite  
 $\text{KMgMn}^{3+}\text{Si}_4\text{O}_{10}(\text{OH})_2$   
 Cerchiara mine, near Faggiona village, Val di Vara,  
 La Spezia, Liguria, Italy (44°11'58"N, 9°42'1"E)  
 Giovanni O. Lepore\*, Luca Bindi, Paola Bonazzi,  
 Marco E. Ciriotti, Francesco Di Benedetto,

Enrico Mugnaioli, Cecilia Viti and Alberto  
 Zanetti

\*E-mail: giovanniorazio.lepore@unifi.it

The  $\text{Mn}^{3+}$  analogue of celadonite

Monoclinic:  $C2$  or  $C2/m$

$a = 5.15(1)$ ,  $b = 8.92(1)$ ,  $c = 10.30(1)$  Å,  
 $\beta = 102.0(1)^\circ$

10.055(100), 5.033(8), 4.482(6), 3.359(60),  
 3.328(49), 3.034(19), 2.686(6), 2.015(15)

Type material is deposited in the mineralogical  
 collections of the Museo di Storia Naturale,  
 Università di Firenze, Via La Pira 4, I-50121,  
 Firenze (Italy), catalogue number 3164/I

How to cite: Lepore, G.O., Bindi, L., Bonazzi, P.,  
 Ciriotti, M.E., Di Benedetto, F., Mugnaioli, E.,  
 Viti, C. and Zanetti, A. (2015)  
 Manganiceladonite, IMA 2015-052. CNMNC  
 Newsletter No. 27, October 2015, page 1226;  
*Mineralogical Magazine*, **79**, 1229–1236.

#### IMA No. 2015-053

Kainotropite

$\text{Cu}_4\text{Fe}^{3+}\text{O}_2(\text{V}_2\text{O}_7)(\text{VO}_4)$

Yadovitaya (Poisonous) fumarole, Second scoria  
 cone of the Northern Breakthrough of the Great  
 Tolbachik Fissure Eruption, Tolbachik volcano,  
 Kamchatka peninsula, Far-Eastern Region,  
 Russia (55°41'N, 160°14'E, 1200 m asl)

Igor V. Pekov\*, Natalia V. Zubkova, Vasilii  
 O. Yapaskurt, Yury S. Polekhovskiy, Sergey  
 N. Britvin, Anna G. Turchkova, Evgeny  
 G. Sidorov and Dmitry Y. Pushcharovskiy

\*E-mail: igorpekov@mail.ru

New structure type

Orthorhombic:  $Pnma$ ; structure determined

$a = 14.139(2)$ ,  $b = 6.7102(7)$ ,  $c = 11.418(1)$  Å  
 8.89(100), 5.728(33), 3.698(35), 3.651(25),  
 3.357(52), 3.034(77), 2.968(60), 2.655(27)

Type material is deposited in the collections of the  
 Fersman Mineralogical Museum, Russian  
 Academy of Sciences, Moscow, Russia,  
 registration number 4721/1

How to cite: Pekov, I.V., Zubkova, N.V.,  
 Yapaskurt, V.O., Polekhovskiy, Y.S., Britvin,  
 S.N., Turchkova, A.G., Sidorov, E.G. and  
 Pushcharovskiy, D.Y. (2015) Kainotropite, IMA  
 2015-053. CNMNC Newsletter No. 27, October  
 2015, page 1226; *Mineralogical Magazine*, **79**,  
 1229–1236.

IMA No. **2015-054**

Ferro-ferri-hornblende



Traversella Mine, Val Chiusella, Canavese, Torino, Piedmont, Italy (45°30'49"N, 7°45'26"E)  
 Roberta Oberti\*, Massimo Boiocchi, Frank C. Hawthorne, Neil A. Ball, Renato Pagano and Adriana Pagano

\*E-mail: [oberti@crystal.unipv.it](mailto:oberti@crystal.unipv.it)

Amphibole supergroup

Monoclinic: *C2/m*; structure determined $a = 9.9307(5)$ ,  $b = 18.223(1)$ ,  $c = 5.3190(3)$  Å, $\beta = 104.857(1)^\circ$ 

8.493(100), 3.406(26), 3.151(47), 2.728(69),

2.615(32), 2.555(37), 2.359(38), 2.180(25)

Type material is deposited in the collections of the Museo di Mineralogia, Dipartimento di Scienze della Terra e dell'Ambiente, Università di Pavia, catalogue number 2015-01

How to cite: Oberti, R., Boiocchi, M., Hawthorne, F.C., Ball, N.A., Pagano, R. and Pagano, A. (2015) Ferro-ferri-hornblende, IMA 2015-054. CNMNC Newsletter No. 27, October 2015, page 1227; *Mineralogical Magazine*, **79**, 1229–1236.

IMA No. **2015-055**

Tatarinovite



Western wall of the Southern open pit, Bazhenovskoe deposit, Asbest, Sverdlovsk Oblast, Central Urals, Russia (57°5'N, 61°30'E)  
 Nikita V. Chukanov, Anatoly V. Kasatkin, Natalia V. Zubkova, Sergey N. Britvin, Leonid A. Pautov, Igor V. Pekov, Dmitry A. Varlamov, Yana V. Bychkova, Alexander B. Loskutov and Elena A. Novgorodova

\*E-mail: [chukanov@icp.ac.ru](mailto:chukanov@icp.ac.ru)

Ettringite group

Hexagonal: *P6<sub>3</sub>*; structure determined $a = 11.1110(4)$ ,  $c = 10.6294(6)$  Å

9.63(100), 5.556(30), 4.654(14), 3.841(21),

3.441(12), 2.746(10), 2.538(12), 2.186(9)

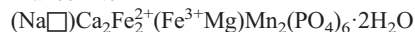
Cotype material is deposited in the collections of the Fersman Mineralogical Museum, Russian Academy of Sciences, Moscow, Russia, registration numbers 4736/1 and 4736/2

How to cite: Chukanov, N.V., Kasatkin, A.V., Zubkova, N.V., Britvin, S.N., Pautov, L.A., Pekov, I.V., Varlamov, D.A., Bychkova, Y.V., Loskutov, A.B. and Novgorodova, E.A. (2015) Tatarinovite, IMA 2015-055. CNMNC Newsletter

No. 27, October 2015, page 1227; *Mineralogical Magazine*, **79**, 1229–1236.

IMA No. **2015-056**

Maneckiiite



In the middle part of the Góry Sowie Block, Michałkowa, ca. 70 km SW of Wrocław, Poland (50°45'N, 16°27'E)

Adam Pieczka\*, Frank C. Hawthorne, Bożena Gołębiowska and Adam Włodek

\*E-mail: [pieczka@agh.edu.pl](mailto:pieczka@agh.edu.pl)

Wicksite group

Orthorhombic: *Pcab*; structure determined $a = 12.526(4)$ ,  $b = 12.914(5)$ ,  $c = 11.664(4)$  Å

3.020(68), 2.942(29), 2.916(78), 2.869(31),

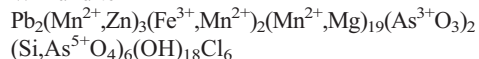
2.844(35), 2.825(30), 2.759(100), 2.121(30)

Cotype material is deposited in the collections of the Mineralogical Museum, University of Wrocław, Cybulskiego 30, 50-205 Wrocław, Poland, catalogue number MMWr IV7674 and MMWr IV7676

How to cite: Pieczka, A., Hawthorne, F.C., Gołębiowska, B. and Włodek, A. (2015) Maneckiiite, IMA 2015-056. CNMNC Newsletter No. 27, October 2015, page 1227; *Mineralogical Magazine*, **79**, 1229–1236.

IMA No. **2015-057**

Wiklundite



Långban, Filipstad, Värmland, Sweden (59.85°N,

14.27°E)

Mark A. Cooper, Frank C. Hawthorne\*, Jörgen Langhof, Ulf Hålenius and Dan Holtstam

\*E-mail: [frank\\_hawthorne@umanitoba.ca](mailto:frank_hawthorne@umanitoba.ca)

New structure type

Trigonal: *R $\bar{3}c$* ; structure determined $a = 8.257(2)$ ,  $c = 126.59(4)$  Å

4.128(83), 4.052(58), 3.251(45), 3.098(81),

2.882(100), 2.805(90), 2.384(70), 2.320(56)

Type material is deposited in the collections of the Department of Geosciences, Swedish Museum of Natural History, Box 50007, SE-10405 Stockholm, Sweden, collection number NRM#20040085

How to cite: Cooper, M.A., Hawthorne, F.C., Langhof, J., Hålenius, U. and Holtstam, D. (2015) Wiklundite, IMA 2015-057. CNMNC Newsletter No. 27, October 2015, page 1227; *Mineralogical Magazine*, **79**, 1229–1236.

**IMA No. 2015-058**

Shumwayite

 $(\text{UO}_2)_2(\text{SO}_4)_2 \cdot 5\text{H}_2\text{O}$ 

Green Lizard Mine and Giveaway-Simplot mine,  
White Canyon mining district, San Juan Co.,  
Utah, USA (37°34'37.10"N, 110°17'52.80"W  
and 37°33'09.80"N, 110°16'58.50"W)

Anthony R. Kampf\*, Jakub Plášil, Anatoly  
V. Kasatkin, Joe Marty, Jiří Čejka and Ladislav  
Lapčák

\*E-mail: akampf@nhm.org

New structure type

Monoclinic:  $P2_1/c$ ; structure determined $a = 6.7475(1)$ ,  $b = 12.5026(3)$ ,  $c = 16.903(1)$  Å, $\beta = 90.919(6)^\circ$ 

6.97(39), 5.58(48), 5.11(100), 4.86(44), 4.40(38),  
4.04(47), 3.459(42), 3.373(50)

Cotype material is deposited in the mineralogical  
collections of the Natural History Museum of Los  
Angeles County, 900 Exposition Boulevard, Los  
Angeles, CA 90007, USA, catalogue numbers  
65589 and 65590 (GLM), 65591 and 65592  
(GSM), and the Fersman Mineralogical Museum,  
Russian Academy of Sciences, Moscow, Russia,  
registration number 4741/1 (GLM)

How to cite: Kampf, A.R., Plášil, J., Kasatkin,  
A.V., Marty, J., Čejka, J. and Lapčák, L. (2015)  
Shumwayite, IMA 2015-058. CNMNC  
Newsletter No. 27, October 2015, page 1228;  
*Mineralogical Magazine*, **79**, 1229–1236.

**NEW MINERAL PROPOSALS APPROVED IN  
SEPTEMBER 2015****IMA No. 2015-034**

Wilancookite

 $(\text{Ba,K,Na})_8(\text{Ba,Li}, \square)_6\text{Be}_{24}\text{P}_{24}\text{O}_{96} \cdot 32\text{H}_2\text{O}$ 

Lavra Ponte do Piauí complex granitic pegmatite,  
Itinga, Jequitinhonha, Minas Gerais, Brazil  
(16°43'33"S, 41°53'55"W)

Luiz A.D. Menezes Filho, Frédéric Hatert\*,  
Simon Philippo, Luisa Ottolini, Fabrice Dal Bo,  
Ricardo Scholz, Mário L.S.C. Chaves, Hexiong  
Yang and Robert T. Downs

\*E-mail: fhatert@ulg.ac.be

Related to pahasapaite

Cubic:  $I23$ ; structure determined $a = 13.5398(2)$  Å

6.90(60), 5.54(80), 3.630(60), 3.212(70),  
3.043(100), 2.885(70), 2.774(80), 2.398(60)

Cotype material is deposited in the collections of the  
Laboratory of Mineralogy, University of Liège,  
catalogue number 20394, and the Natural History  
Museum of Luxembourg, catalogue number 2011-33  
How to cite: Menezes Filho, L.A.D., Hatert, F.,  
Philippo, S., Ottolini, L., Dal Bo, F., Scholz, R.,  
Chaves, M.L.S.C., Yang, H. and Downs, R.T.  
(2015) Wilancookite, IMA 2015-034. CNMNC  
Newsletter No. 27, October 2015, page 1228;  
*Mineralogical Magazine*, **79**, 1229–1236.

**IMA No. 2015-044**

Cyprine

 $\text{Ca}_{19}\text{Cu}^{2+}(\text{Al}_{10}\text{Mg}_2)\text{Si}_{18}\text{O}_{68}(\text{OH})_{10}$ 

Wessels mine, near Hotazel, Kalahari Manganese  
Field, North Cape Province, South Africa Africa  
(27°12'S, 22°58'E)

Taras L. Panikorovskii, Vladimir V. Shilovskikh,  
Evgenia Y. Avdontseva, Andrey A. Zolotarev,  
Igor V. Pekov, Sergey N. Britvin and Sergey  
V. Krivovichev\*

\*E-mail: skrivovi@mail.ru

Vesuvianite group

Tetragonal:  $P4/n$ ; structure determined $a = 15.5173(4)$ ,  $c = 11.8230(5)$  Å

5.89(12), 3.482(10), 3.007(12), 2.950(47),  
2.752(100), 2.594(76), 2.459(35), 1.622(28)

Type material is deposited in the collections of the  
Mineralogical Museum of St. Petersburg State  
University, catalogue no. 1/19536

How to cite: Panikorovskii, T.L., Shilovskikh, V.V.,  
Avdontseva, E.Y., Zolotarev, A.A., Pekov, I.V.,  
Britvin, S.N. and Krivovichev, S.V. (2015)  
Cyprine, IMA 2015-044. CNMNC Newsletter  
No. 27, October 2015, page 1228; *Mineralogical  
Magazine*, **79**, 1229–1236.

**IMA No. 2015-048**

Charleshatchettite

 $\text{CaNb}_4\text{O}_{10}(\text{OH})_2 \cdot 8\text{H}_2\text{O}$ 

Poudrette quarry, Mont Saint-Hilaire, La-Vallée-  
du-Richelieu RCM, Montérégie, Québec, Canada  
(45°33'46"N, 73°8'30"W)

Monika M. Haring\* and Andrew M. McDonald

\*E-mail: mx\_haring@laurentian.ca

Chemically similar to hochelagaite

Monoclinic:  $C2/c$ ; structure determined $a = 21.151(4)$ ,  $b = 6.496(1)$ ,  $c = 12.714(3)$  Å, $\beta = 103.958(3)^\circ$ 

10.308(100), 4.832(38), 4.731(39), 3.262(25),  
3.193(25), 3.108(24), 2.697(20), 2.071(27)

Type material is deposited in the mineralogical collections of the Canadian Museum of Nature, Gatineau, Quebec, Canada J9J 3N7, catalogue number CMNMC 86894

How to cite: Haring, M.M. and McDonald, A.M. (2015) Charleshatchettite, IMA 2015-048. CNMNC Newsletter No. 27, October 2015, page 1228; *Mineralogical Magazine*, **79**, 1229–1236.

#### IMA No. 2015-059

Plavnoite

$K_{0.8}Mn_{0.6}[(UO_2)_2O_2(SO_4)] \cdot 3.5H_2O$

Plavno mine, Jáchymov, Western Bohemia, Czech Republic

Jakub Plášil\*, Pavel Škácha, Radek Škoda, Anthony R. Kampf, Jiří Sejkora, Jiří Čejka, Jan Hloušek, Anatoly V. Kasatkin, Radim Pavlíček and Karel Babka

\*E-mail: plasil@fzu.cz

Related to zippeite

Monoclinic:  $C2/m$ ; structure determined

$a = 8.6288(8)$ ,  $b = 14.2755(9)$ ,  $c = 8.8598(8)$  Å,  
 $\beta = 104.040(4)^\circ$

8.590(27), 7.133(100), 5.489(13), 3.565(25),  
3.446(36), 3.104(47), 2.8650(14), 2.6582(15)

Cotype material is deposited in the collections of the National Museum, Department of Mineralogy and Petrology, Cirkusová 1740, Praha 9, Czech Republic, catalogue number P1P 4/2015, the Natural History Museum of Los Angeles County, 900 Exposition Boulevard, Los Angeles, CA 90007, USA, catalogue number 65588, and the Fersman Mineralogical Museum, Russian Academy of Sciences, Leninsky Ave, Moscow, Russia, registration number 4740/1

How to cite: Plášil, J., Škácha, P., Škoda, R., Kampf, A.R., Sejkora, J., Čejka, J., Hloušek, J., Kasatkin, A.V., Pavlíček, R. and Babka, K. (2015) Plavnoite, IMA 2015-059. CNMNC Newsletter No. 27, October 2015, page 1229; *Mineralogical Magazine*, **79**, 1229–1236.

#### IMA No. 2015-060

Honeaite

$Au_3TiTe_2$

Karonie Mine, Cowarna Downs Station, Western Australia, Australia (31°02'08"S, 122°33'39"E)

Clive M. Rice\*, Mark D. Welch, John W. Still, Alan J. Criddle and Chris J. Stanley

\*E-mail: c.rice@abdn.ac.uk

New structure type

Orthorhombic:  $Pbcm$ ; structure determined  
 $a = 8.9671(4)$ ,  $b = 8.8758(4)$ ,  $c = 7.8419(5)$  Å  
2.989(31), 2.938(100), 2.833(23), 2.296(14),  
2.219(15), 2.095(47), 1.960(16), 1.853(17)

Type material is deposited in the mineralogical collections of the Natural History Museum, London, catalogue number BM 2015, 36

How to cite: Rice, C.M., Welch, M.D., Still, J.W., Criddle, A.J. and Stanley, C.J. (2015) Honeaite, IMA 2015-060. CNMNC Newsletter No. 27, October 2015, page 1229; *Mineralogical Magazine*, **79**, 1229–1236.

#### IMA No. 2015-061

Wampenite

$C_{18}H_{16}$

Wampen, Fichtelgebirge, Bavaria, Germany

Stuart J. Mills\*, Anthony R. Kampf, Fabrizio Nestola, Peter A. Williams, Peter Leverett, Leila Hejazi, David E. Hibbs, Maria Mrorsko, Matteo Alvaro and Anatoly V. Kasatkin

\*E-mail: smills@museum.vic.gov.au

New structure type

Monoclinic:  $P2_1/a$ ; structure determined

$a = 6.733(2)$ ,  $b = 8.689(3)$ ,  $c = 23.709(7)$  Å,  
 $\beta = 90.118(6)^\circ$

11.92(49), 5.32(43), 4.88(10), 4.366(28),  
3.656(23), 3.504(33), 3.328(8), 2.164(9)

Type material is deposited in the collections of the Mineral Sciences Department, Natural History Museum of Los Angeles County (900 Exposition Boulevard, Los Angeles, California 90007, USA), catalogue number 63558

How to cite: Mills, S.J., Kampf, A.R., Nestola, F., Williams, P.A., Leverett, P., Hejazi, L., Hibbs, D.E., Mrorsko, M., Alvaro, M. and Kasatkin, A.V. (2015) Wampenite, IMA 2015-061. CNMNC Newsletter No. 27, October 2015, page 1229; *Mineralogical Magazine*, **79**, 1229–1236.

#### IMA No. 2015-062

Fluorcarmoite-(BaNa)

$Ba\Box Na_2Na_2\Box CaMg_{13}Al(PO_4)_{11}(PO_3OH)F_2$

Maremola Creek, near the village of Isallo, Magliolo, Savona, Liguria, Italy (44°12'06"N, 8°12'29"E)

Fernando Cámara\*, Erica Bittarello, Marco E. Ciriotti, Fabrizio Nestola, Francesco Radica and Roberto Bracco

\*E-mail: fernando.camaraartigas@unito.it

## Arrojadite group

Monoclinic: *Cc*; structure determined $a = 16.4013(3)$ ,  $b = 9.9487(1)$ ,  $c = 24.4536(8)$  Å,  
 $\beta = 105.725(2)^\circ$ 4.959(25), 4.570(24), 3.188(28), 3.012(100),  
2.818(28), 2.735(32), 2.682(39), 2.526(25)

Type material is deposited in the collections of the Museo Regionale di Scienze Naturali, Sezione di Mineralogia, Petrografia e Geologia, via Giovanni Giolitti 36, I-10123 Torino, Italy, catalogue number M/15940

How to cite: Cámara, F., Bittarello, E., Ciriotti, M.E., Nestola, F., Radica, F. and Bracco, R. (2015) Fluorcarmoite-(BaNa), IMA 2015-062. CNMNC Newsletter No. 27, October 2015, page 1229; *Mineralogical Magazine*, **79**, 1229–1236.IMA No. **2015-064**

Lislkirchnerite

 $\text{Pb}_6\text{Al}(\text{OH})_8\text{Cl}_2(\text{NO}_3)_5 \cdot 2\text{H}_2\text{O}$ 

Nueva Esperanza no. 1 mine (–10 m sublevel), Capillitas deposit, Andalgalá Department, Catamarca Province, Argentina (27°20'30"S, 66°23'W)

Herta Effenberger\*, Christian L. Lengauer, Eugen Libowitzky, Hubert Putz and Dan Topa  
\*E-mail: herta.silvia.effenberger@univie.ac.at

New structure type

Monoclinic:  $P2_1/m$ ; structure determined $a = 10.7834(6)$ ,  $b = 9.0584(5)$ ,  $c = 13.6178(9)$  Å,  
 $\beta = 102.28(2)^\circ$ 7.490(50), 6.479(100), 5.256(60), 4.601(50),  
3.455(40), 3.395(80), 2.916(40), 2.716(40)

Type material is deposited in the mineralogical collections of the Naturhistorisches Museum, Wien, Austria, catalogue number N 9835

How to cite: Effenberger, H., Lengauer, C.L., Libowitzky, E., Putz, H. and Topa, D. (2015) Lislkirchnerite, IMA 2015-064. CNMNC Newsletter No. 27, October 2015, page 1230; *Mineralogical Magazine*, **79**, 1229–1236.**NOMENCLATURE PROPOSALS APPROVED  
IN SEPTEMBER 2015****IMA 15-K: Thérèsemagnanite** (redefined) and **cobaltogordaite** (discredited)Proposal 15-K is accepted, and thérèsemagnanite is redefined as a mineral of the gordaite group, with formula  $\text{NaCo}_4(\text{SO}_4)(\text{OH})_6\text{Cl} \cdot 6\text{H}_2\text{O}$ . Cobaltogordaite, a new mineral species recently defined by Kasatkin *et al.* (2014) (IMA 2014-043; see CNMNC Newsletter 22) and identical to thérèsemagnanite, is discredited. All data given in proposal IMA 2014-043 now correspond to thérèsemagnanite. The neotype specimen is deposited in the Fersman Mineralogical Museum of the Russian Academy of Sciences, Moscow, Russia, registration number 4561/1.