

IMA Commission on New Minerals, Nomenclature and Classification (CNMNC)

NEWSLETTER 30

New minerals and nomenclature modifications approved in 2016

U. HÅLENIUS¹ (CHAIRMAN CNMNC), F. HATERT² (VICE-CHAIRMAN CNMNC), M. PASERO³ (VICE-CHAIRMAN CNMNC) AND S.J. MILLS⁴ (SECRETARY CNMNC)

¹ Department of Mineralogy, Naturhistoriska Riksmuseet, Box 50007, SE-104 05 Stockholm, Sweden – ulf.halenius@nrm.se

² Laboratoire de Minéralogie, Université de Liège, B-4000 Liège, Belgium – fhatert@ulg.ac.be

³ Dipartimento di Scienze della Terra, Università di Pisa, Via Santa Maria 53, I-56126 Pisa, Italy – marco.pasero@unipi.it

⁴ Geosciences, Museum Victoria, PO Box 666, Melbourne, Victoria 3001, Australia – smills@museum.vic.gov.au

The information given here is provided by the IMA Commission on New Minerals, Nomenclature and Classification for comparative purposes and as a service to mineralogists working on new species.

Each mineral is described in the following format:

Mineral name, if the authors agree on its release prior to the full description appearing in press

Chemical formula

Type locality

Full authorship of proposal

E-mail address of corresponding author

Relationship to other minerals

Crystal system, Space group; Structure determined, yes or no

Unit-cell parameters

Strongest lines in the X-ray powder diffraction pattern

Type specimen repository and specimen number

Citation details for the mineral prior to publication of full description

Citation details concern the fact that this information will be published in the *Mineralogical Magazine* on a routine basis, as well as being added month by month to the Commission's web site.

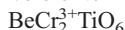
It is still a requirement for the authors to publish a full description of the new mineral.

NO OTHER INFORMATION WILL BE RELEASED BY THE COMMISSION

NEW MINERAL PROPOSALS APPROVED IN FEBRUARY 2016

IMA No. 2015–089

Verbierite



Savoieyres, north of Verbier, Wallis, Switzerland
(46°06'11.16"N, 7°13'25.99"E, 1577 m asl)

Nicolas Meisser*, Remo Widmer, Thomas
Armbruster, Eric May, François Bussy, Alexey
Ulianov and Pierre-Maurice Michellod

*E-mail: nicolas.meisser@unil.ch

The Cr analogue of byrudite

Orthorhombic: *Pnma*; structure determined

$a = 9.933(2)$, $b = 8.458(2)$, $c = 4.511(1)$ Å

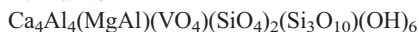
4.10(20), 3.70(60), 2.54(60), 2.25(30), 1.670
(100), 1.661(60), 1.428(30), 1.351(30)

Type material is deposited in the collections of the
Musée Cantonal de Géologie, Lausanne,
Switzerland, registration numbers MGL 93100
and MGL 93101

How to cite: Meisser, N., Widmer, R.,
Armbruster, T., May, E., Bussy, F., Ulianov,
A. and Michellod, P.M. (2016) Verbierite, IMA
2015-089. CNMNC Newsletter No. 30, April
2016, page 408; *Mineralogical Magazine*, **80**,
407–413.

IMA No. 2015–100

Kannanite



Kannan Mountain, Ozu City, Ehime Prefecture,
Japan (33°31'02"N, 132°37'58"E)

Daisuke Nishio-Hamane* and Tetsuo Minakawa

*E-mail: hamane@issp.u-tokyo.ac.jp

The Ca analogue of ardennite-(V)

Orthorhombic: *Pnmm*

$a = 8.881(1)$, $b = 5.992(1)$, $c = 18.879(2)$ Å

4.720(34), 3.234(37), 3.001(100), 2.809(35),
2.715(66), 2.657(67), 2.531(47), 2.306(37)

Type material is deposited in the mineralogical
collections of the National Museum of Nature and
Science, Tsukuba, Japan, specimen number NSM
M-44527

How to cite: Nishio-Hamane, D. and Minakawa,
T. (2016) Kannanite, IMA 2015-100. CNMNC
Newsletter No. 30, April 2016, page 408;
Mineralogical Magazine, **80**, 407–413.

IMA No. 2015–102

Metathénardite



Glavnaya Tenoritovaya (Major Tenorite) fuma-
role, Second scoria cone of the Northern
Breakthrough of the Great Tolbachik Fissure
Eruption, Tolbachik volcano, Kamchatka
Peninsula, Far-Eastern Region, Russia (55°
41'N, 160°14'E, 1200 m asl)

Igor V. Pekov*, Vladislav V. Gurzhiy, Natalia
V. Zubkova, Atali A. Agakhanov, Dmitry
I. Belakovskiy, Marina F. Vigasina and Evgeny
G. Sidorov

*E-mail: igorpekov@mail.ru

A dimorph of thénardite

Hexagonal: *P6₃/mmc*; structure determined

$a = 5.3467(9)$, $c = 7.088(2)$ Å

4.667(27), 3.904(89), 3.565(33), 2.824(94),
2.686(100), 2.325(12), 2.203(10), 1.939(35)

Type material is deposited in the collections of the
Fersman Mineralogical Museum of the Russian
Academy of Sciences, Moscow, Russia, registra-
tion number 4771/1

How to cite: Pekov, I.V., Gurzhiy, V.V., Zubkova, N.
V., Agakhanov, A.A., Belakovskiy, D.I., Vigasina,
M.F. and Sidorov, E.G. (2016) Metathénardite, IMA
2015-102. CNMNC Newsletter No. 30, April 2016,
page 408; *Mineralogical Magazine*, **80**, 407–413.

IMA No. 2015–103

Hansblockite



El Dragón mine, Quijarro province, Potosi, Bolivia
(19°49'23.90"S, 65°55'00.60"W, 4160 m asl)

Hans-Jürgen Förster*, Luca Bindi, Christopher
J. Stanley and Günter Grundmann

*E-mail: forhj@gfz-potsdam.de

A dimorph of grundmannite

Monoclinic: *P2₁/c*; structure determined

$a = 6.853(1)$, $b = 7.635(2)$, $c = 7.264(1)$ Å, $\beta =$
97.68(1)°

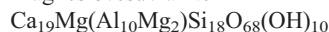
3.97(90), 3.100(40), 2.986(100), 2.808(50),
2.620(60), 2.534(25), 2.385(30), 2.290(35)

Type material is deposited in the mineralogical
collections of the Natural History Museum,
London, catalogue number BM 2015,136

How to cite: Förster, H.-J., Bindi, L., Stanley, C.J.
and Grundmann, G. (2016) Hansblockite, IMA
2015-103. CNMNC Newsletter No. 30, April
2016, page 408; *Mineralogical Magazine*, **80**,
407–413.

IMA No. **2015-104**

Magnesiovesuvianite



Tuydo combe, near Lojane, Macedonia

Taras L. Panikorovskii*, Vladimir V. Shilovskikh, Evgenia Y. Avdontseva, Andrey A. Zolotarev, Vladimir Y. Karpenko, Anton S. Mazur, Victor N. Yakovenchuk, Sergey V. Krivovichev and Igor V. Pekov

*E-mail: taras.panikorovsky@spbu.ru

Vesuvianite group

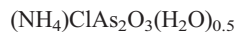
Tetragonal: $P4/n$; structure determined $a = 15.5363(2)$, $c = 11.7965(3)$ Å

10.96(23), 3.464(22), 3.038(33), 2.740(100), 2.583(21), 2.365(94), 2.192(19), 1.616(25)

Type material is deposited in the collections of the Fersman Mineralogical Museum of the Russian Academy of Sciences, Moscow, Russia, catalogue no. 59783

How to cite: Panikorovskii, T.L., Shilovskikh, V. V., Avdontseva, E.Y., Zolotarev, A.A., Karpenko, V.Y., Mazur, A.S., Yakovenchuk, V.N., Krivovichev, S.V. and Pekov, I.V. (2016) Magnesiovesuvianite, IMA 2015-104. CNMNC Newsletter No. 30, April 2016, page 409; *Mineralogical Magazine*, **80**, 407–413.IMA No. **2015-105**

Russoite



"Bocca Grande" fumarole, Solfatara, Pozzuoli (NA), Italy (40°49'41"N, 14°8'30"E)

Italo Campostrini*, Francesco Demartin and Marco Scavini

*E-mail: italo.campostrini@unimi.it

Known synthetic analogue

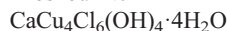
Hexagonal: $P622$ $a = 5.259(2)$, $c = 12.590(5)$ Å

12.627(19), 6.324(100), 4.547(75), 4.218(47), 3.094(45), 2.627(47), 2.428(31), 1.820(28)

Type material is deposited in the Reference Collection of the DCSSI, Università di Milano, Via C. Golgi 19, I-20133 Milano, Italy, sample no. 2015-01

How to cite: Campostrini, I., Demartin, F. and Scavini, M. (2016) Russoite, IMA 2015-105. CNMNC Newsletter No. 30, April 2016, page 409; *Mineralogical Magazine*, **80**, 407–413.IMA No. **2015-106**

Dioskouriite



In two active fumaroles, Glavnaya Tenoritovaya (Major Tenorite) (holotype) and Arsenatnaya (cotype), both at the Second scoria cone of the Northern Breakthrough of the Great Tolbachik Fissure Eruption, Tolbachik volcano, Kamchatka Peninsula, Far-Eastern Region, Russia (55°41'N, 160°14'E, 1200 m asl)

Igor V. Pekov*, Natalia V. Zubkova, Andrey A. Zolotarev, Vasilij O. Yapaskurt, Sergey V. Krivovichev, Dmitry I. Belakovskiy, Inna S. Lykova, Marina F. Vigasina, Anatoly V. Kasatkin, Evgeny G. Sidorov and Dmitry Y. Pushcharovsky
*E-mail: igorpekov@mail.ru

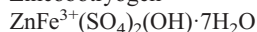
New structure type

 $2M$ polytype – Monoclinic: $P2_1/c$; structure determined $a = 7.2792(8)$, $b = 10.3000(7)$, $c = 20.758(2)$ Å, $\beta = 100.24(1)^\circ$ $2O$ polytype – Orthorhombic: $P2_12_12_1$; structure determined $a = 7.3193(7)$, $b = 10.371(1)$, $c = 20.560(3)$ Å $2M$ polytype – 10.29(100), 5.960(22), 5.754(7), 5.492(11), 5.170(16), 5.035(13), 2.737(28), 2.417(8) $2O$ polytype – 10.34(100), 5.940(15), 5.754(9), 5.177(13), 5.033(10), 2.735(21), 2.524(6), 2.318(8)

Type material is deposited in the collections of the Fersman Mineralogical Museum of the Russian Academy of Sciences, Moscow, Russia, registration number 4803/1

How to cite: Pekov, I.V., Zubkova, N.V., Zolotarev, A.A., Yapaskurt, V.O., Krivovichev, S.V., Belakovskiy, D.I., Lykova, I.S., Vigasina, M.F., Kasatkin, A.V., Sidorov, E.G. and Pushcharovsky, D.Y. (2016) Dioskouriite, IMA 2015-106. CNMNC Newsletter No. 30, April 2016, page 409; *Mineralogical Magazine*, **80**, 407–413.**NEW MINERAL PROPOSALS APPROVED IN MARCH 2016**IMA No. **2015-107**

Zincobotryogen



Xietieshan lead-zinc deposit, Qinghai Province, China

Zhuming Yang*, Gerald Giester, Qian Mao, Yuguang Ma, Di Zhang and He Li

*E-mail: yangzhm@mail.igcas.ac.cn

The Zn analogue of botryogen

Monoclinic: $P2_1/n$; structure determined

$a = 10.504(2)$, $b = 17.801(4)$, $c = 7.126(1)$ Å, $\beta = 100.08(3)^\circ$

8.92(100), 6.32(77), 5.56(23), 5.14(45), 4.08(22), 3.76(20), 3.21(31), 3.03(34)

Type material is deposited in the mineralogical collections of the Museum of the Institute of Geology and Geophysics, Chinese Academy of Sciences, P.O.Box 9825, Beijing 100029, China, registration number KDX067

How to cite: Yang, Z., Giester, G., Mao, Q., Ma, Y., Zhang, D. and Li, H. (2016) Zincobotryogen, IMA 2015-107. CNMNC Newsletter No. 30, April 2016, page 409; *Mineralogical Magazine*, **80**, 407–413.

IMA No. 2015-108

Philoxenite

$(K,Na,Pb)_4(Na,Ca)_2(Mg,Cu)_3(Fe^{3+},Al_{0.5})(SO_4)_8$

Yadovitaya (Poisonous) fumarole, Second scoria cone of the Northern Breakthrough of the Great Tolbachik Fissure Eruption, Tolbachik volcano, Kamchatka peninsula, Far-Eastern Region, Russia (55°41'N, 160°14'E, 1200 m asl)

Igor V. Pekov*, Natalia V. Zubkova, Atali A. Agakhanov, Dmitry I. Belakovskiy, Marina F. Vigasina, Sergey N. Britvin, Anna G. Turchkova, Evgeny G. Sidorov and Dmitry Y. Pushcharovsky

*E-mail: igorpekov@mail.ru

New structure type

Triclinic: $P\bar{1}$; structure determined

$a = 8.8410(3)$, $b = 8.9971(3)$, $c = 16.1861(5)$ Å, $\alpha = 91.927(3)$, $\beta = 94.516(3)$, $\gamma = 90.118(3)^\circ$

5.70(18), 4.030(24), 3.146(100), 3.136(72), 2.965(36), 2.912(35), 2.834(36), 2.784(42)

Type material is deposited in the collections of the Fersman Mineralogical Museum of the Russian Academy of Sciences, Moscow, Russia, registration number 4809/1

How to cite: Pekov, I.V., Zubkova, N.V., Agakhanov, A.A., Belakovskiy, D.I., Vigasina, M.F., Britvin, S.N., Turchkova, A.G., Sidorov, E.G. and Pushcharovsky, D.Y. (2016) Philoxenite, IMA 2015-108. CNMNC Newsletter No. 30, April 2016, page 410; *Mineralogical Magazine*, **80**, 407–413.

IMA No. 2015-109

Marcobaldiite

$Pb_{12}(Sb_3As_2Bi)_{\Sigma 6}S_{21}$

Stanzone tunnel, Pollone mine, Pietrasanta, Apuan Alps, Tuscany, Italy (43°57'N, 10°16'E) Cristian Biagioni*, Marco Pasero, Yves Moëlo, Federica Zaccarini, Werner H. Paar and Stefano Merlino

*E-mail: biagioni@dst.unipi.it

Jordanite homologous series

Triclinic: $P\bar{1}$; structure determined

$a = 8.9248(9)$, $b = 29.414(3)$, $c = 8.5301(8)$ Å, $\alpha = 98.336(5)$, $\beta = 118.175(5)$, $\gamma = 90.856(5)^\circ$

3.568(ms), 3.202(ms), 3.016(ms), 2.885(ms), 2.233(vs), 2.125(s), 1.848(s), 1.775(vs)

Type material is deposited in the mineralogical collections of the Museo di Storia Naturale, Università di Pisa, Via Roma 79, Calci (Pisa), Italy, catalogue number 19709

How to cite: Biagioni, C., Pasero, M., Moëlo, Y., Zaccarini, F., Paar, W.H. and Merlino, S. (2016) Marcobaldiite, IMA 2015-109. CNMNC Newsletter No. 30, April 2016, page 410; *Mineralogical Magazine*, **80**, 407–413.

IMA No. 2015-111

Petříčekite

$CuSe_2$

Předbořice deposit, Central Bohemia Region, Czech Republic (49°32.16'N, 14°13.55'E)

Luca Bindi*, Hans-Jürgen Förster, Günter Grundmann, Frank N. Keutsch and Christopher J. Stanley

*E-mail: luca.bindi@unifi.it

A dimorph of krut'aite

Orthorhombic: $Pnmm$; structure determined

$a = 4.918(2)$, $b = 6.001(2)$, $c = 3.670(1)$ Å

3.135(20), 2.938(70), 2.639(100), 2.563(85),

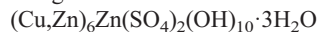
1.935(70), 1.834(30), 1.760(25), 1.492(25)

Type material is deposited in the collections of the Harvard Mineralogical & Geological Museum, Cambridge, MA 02138, USA, reference number MGMH#2016.01

How to cite: Bindi, L., Förster, H.-J., Grundmann, G., Keutsch, F.N. and Stanley, C.J. (2016) Petříčekite, IMA 2015-111. CNMNC Newsletter No. 30, April 2016, page 410; *Mineralogical Magazine*, **80**, 407–413.

IMA No. **2015-112**

Hodgesmithite



Block 14 Opencut, Broken Hill, New South Wales, Australia

Peter Elliott

*E-mail: peter.elliott@adelaide.edu.au

Closely related to schulenbergite

Trigonal: $P\bar{3}$; structure determined

$a = 8.190(1), c = 7.099(1) \text{ \AA}$

7.098(100), 5.020(5), 3.550(19), 3.173(19), 2.681(16), 2.509(19), 2.138(6), 1.772(4)

Type material is deposited in the mineralogical collections of the South Australian Museum, Adelaide, Australia, registration number G34298
 How to cite: Elliott, P. (2016) Hodgesmithite, IMA 2015-112. CNMNC Newsletter No. 30, April 2016, page 411; *Mineralogical Magazine*, **80**, 407–413.

IMA No. **2015-113**

Borisenkoite



Yadovitaya (Poisonous) fumarole, Second scoria cone of the Northern Breakthrough of the Great Tolbachik Fissure Eruption, Tolbachik volcano, Kamchatka peninsula, Far-Eastern Region, Russia (55°41'N, 160°14'E, 1200 m asl)

Igor V. Pekov*, Natalia V. Zubkova, Vasiliy O. Yapaskurt, Yury S. Polekhovskiy, Marina F. Vigasina, Sergey N. Britvin, Anna G. Turchkova, Evgeny G. Sidorov and Dmitry Y. Pushcharovskiy

*E-mail: igorpekov@mail.ru

The V analogue of lammerite- β Monoclinic: $P2_1/c$; structure determined

$a = 6.3797(6), b = 8.6052(1), c = 11.348(1) \text{ \AA}, \beta = 91.985(8)^\circ$

4.309(48), 3.424(40), 2.994(48), 2.917(50), 2.868(72), 2.830(100), 2.782(54), 2.568(38)


Type material is deposited in the collections of the Fersman Mineralogical Museum of the Russian Academy of Sciences, Moscow, Russia, registration number 4824/1

How to cite: Pekov, I.V., Zubkova, N.V., Yapaskurt, V.O., Polekhovskiy, Y.S., Vigasina, M.F., Britvin, S.N., Turchkova, A.G., Sidorov, E. G. and Pushcharovskiy, D.Y. (2016) Borisenkoite, IMA 2015-113. CNMNC Newsletter No. 30,

April 2016, page 411; *Mineralogical Magazine*, **80**, 411–413.

IMA No. **2015-114**

Kegginite



Packrat mine, near Gateway, Mesa Co., Colorado, USA (38°38'51.28"N, 109°02'49.77"W)

Anthony R. Kampf*, Barbara P. Nash, Joe Marty and John M. Hughes

*E-mail: akampf@nhm.org

New structure type

Trigonal: $P\bar{3}$; structure determined

$a = 14.936(5), c = 15.846(3) \text{ \AA}$

15.846(89), 12.935(100), 10.020(43), 4.161(8), 3.499(9), 3.078(9), 2.968(10), 2.917(18)

Cotype material is deposited in the mineralogical collections of the Natural History Museum of Los Angeles County, Los Angeles, California, USA, catalogue numbers 65636, 65637 and 65638

How to cite: Kampf, A.R., Nash, B.P., Marty, J. and Hughes, J.M. (2016) Kegginite, IMA 2015-114. CNMNC Newsletter No. 30, April 2016, page 411; *Mineralogical Magazine*, **80**, 407–413.

IMA No. **2015-115**

Middlebackite



Iron Monarch quarry, Iron Knob, Middleback Range, Eyre Peninsula, South Australia, Australia (32°44'41"S, 137°8'22"E)

Peter Elliott

*E-mail: peter.elliott@adelaide.edu.au

New structure type

Monoclinic: $P2_1/c$; structure determined

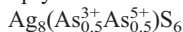
$a = 7.268(1), b = 5.749(1), c = 5.684(1) \text{ \AA}, \beta = 104.51(2)^\circ$

7.070(16), 3.739(100), 2.905(7), 2.860(18), 2.760(6), 2.481(12), 2.373(8), 2.350(9)

Type material is deposited in the mineralogical collections of the South Australian Museum, Adelaide, Australia, registration number G34300
 How to cite: Elliott, P. (2016) Middlebackite, IMA 2015-115. CNMNC Newsletter No. 30, April 2016, page 411; *Mineralogical Magazine*, **80**, 407–413.

IMA No. 2015-116

Spryite



Uchucchacua polymetallic deposit, Oyon district, Catajumbo, Lima Department, Peru (10°37'23"S, 76°41'18"W)

Luca Bindi*, Frank N. Keutsch and Federica Zaccarini

*E-mail: luca.bindi@unifi.it

The As analogue of argyrodite

Orthorhombic: $Pna2_1$; structure determined

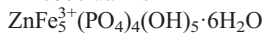
$a = 14.984(4)$, $b = 7.474(1)$, $c = 10.571(2)$ Å
3.192(29), 3.056(31), 3.051(100), 2.781(29),
2.687(68), 2.604(29), 2.461(33), 1.870(37)

Type material is deposited in the mineralogical collections of the Museo di Storia Naturale, Università di Firenze, Via La Pira 4, Florence, Italy, catalogue number 3213/I

How to cite: Bindi, L., Keutsch, F.N. and Zaccarini, F. (2016) Spryite, IMA 2015-116. CNMNC Newsletter No. 30, April 2016, page 412; *Mineralogical Magazine*, **80**, 407–413.

IMA No. 2015-117

Zincoberaunite



Hagendorf South granitic pegmatite, Hagendorf, Waidhaus, Upper Palatinate, Bavaria, Germany (49°39'1"N, 12°27'35"E)

Nikita V. Chukanov*, Igor V. Pekov, Dmitry I. Belakovskiy, Sergey N. Britvin and Bernhard Dünkel

*E-mail: nikchukanov@yandex.ru

The Zn analogue of beraunite

Monoclinic: $C2/c$; structure determined

$a = 20.931(9)$, $b = 5.159(3)$, $c = 19.225(6)$ Å,
 $\beta = 93.34(9)^\circ$

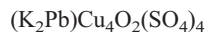
10.37(100), 9.58(32), 7.24(26), 4.817(22), 3.483(14), 3.431(14), 3.194(15), 3.079(33)

Type material is deposited in the collections of the Fersman Mineralogical Museum of Russian Academy of Sciences, Moscow, Russia, registration number 4828/1

How to cite: Chukanov, N.V., Pekov, I.V., Belakovskiy, D.I., Britvin, S.N. and Dünkel, B. (2016) Zincoberaunite, IMA 2015-117. CNMNC Newsletter No. 30, April 2016, page 412; *Mineralogical Magazine*, **80**, 407–413.

IMA No. 2015-118

Eleomelanite



Arsenatnaya fumarole, Second scoria cone of the Northern Breakthrough of the Great Tolbachik Fissure Eruption, Tolbachik volcano, Kamchatka Peninsula, Far-Eastern Region, Russia (55°41'N, 160°14'E, 1200 m asl)

Igor V. Pekov*, Natalia V. Zubkova, Atali A. Agakhanov, Nikita V. Chukanov, Dmitry I. Belakovskiy, Evgeny G. Sidorov, Sergey N. Britvin and Dmitry Y. Pushcharovsky

*E-mail: igorpekov@mail.ru

Related to wulffite and parawulffite

Monoclinic: $P2_1/n$; structure determined

$a = 9.3986(3)$, $b = 4.8911(1)$, $c = 18.2293(5)$ Å,
 $\beta = 104.409(3)^\circ$

9.07(63), 7.38(44), 3.699(78), 3.658(100), 3.173(40), 2.915(35), 2.683(36), 2.576(51)

Type material is deposited in the collections of the Fersman Mineralogical Museum of the Russian Academy of Sciences, Moscow, Russia, registration number 4827/1

How to cite: Pekov, I.V., Zubkova, N.V., Agakhanov, A.A., Chukanov, N.V., Belakovskiy, D.I., Sidorov, E.G., Britvin, S.N. and Pushcharovsky, D.Y. (2016) Eleomelanite, IMA 2015-118. CNMNC Newsletter No. 30, April 2016, page 412; *Mineralogical Magazine*, **80**, 407–413.

IMA No. 2015-119

Kalgoorlieite



Golden Mile gold mining district, Kalgoorlie, Western Australia, Australia

Kirsten Rempel* and Christopher J. Stanley

*E-mail: kirsten.rempel@curtin.edu.au

Known synthetic analogue

Monoclinic: $C2/m$

$a = 14.3573(9)$, $b = 4.0199(2)$, $c = 9.8990(7)$ Å,
 $\beta = 95.107(5)^\circ$

3.025(100), 3.009(99), 2.330(46), 2.269(40), 2.001(59), 1.979(52), 1.674(35), 1.634(28)

Type material is deposited in the collections of the Western Australian Museum, Perth Cultural Centre, James Street, Perth, Western Australia 6000, Australia, catalogue number WAM M2.2015

How to cite: Rempel, K. and Stanley, C.J. (2016) Kalgoorlieite, IMA 2015-119. CNMNC Newsletter No. 30, April 2016, page 412; *Mineralogical Magazine*, **80**, 407–413.

NOMENCLATURE PROPOSALS APPROVED IN MARCH 2016

Nomenclature of the perovskite supergroup

A new nomenclature scheme for the perovskite supergroup has been approved by the CNMNC. This hierarchical scheme can be applied to naturally-occurring oxides, fluorides, hydroxides, chlorides, arsenides and silicates. Application of this hierarchical scheme to naturally-occurring minerals results in the recognition of a perovskite supergroup which is divided into stoichiometric

and non-stoichiometric perovskite groups, with both groups further divided into single ABX_3 or double $A_2BB'X_6$ perovskites.

16-B: Partzite (discredited)

Proposal 16-B is accepted, and partzite is discredited. Reinvestigation of the type material shows that it is constituted by a mixture of several phases, which include a member of the plumboroméite group and a chrysocolla-like amorphous phase.

16-C: Parabariomicrolite (discredited)

Proposal 16-C is accepted, and parabariomicrolite is discredited. It corresponds to the polytype hydrokenomicrolite-3R.