

IMA Commission on New Minerals, Nomenclature and Classification (CNMNC)

NEWSLETTER 8

New minerals and nomenclature modifications approved in 2011

P. A. WILLIAMS¹ (Chairman, CNMNC), F. HATERT² (Vice-Chairman, CNMNC), M. PASERO³ (Vice-Chairman, CNMNC) AND S. J. MILLS⁴ (Secretary, CNMNC)

¹ School of Natural Sciences, University of Western Sydney, Locked Bag 1797, Penrith South DC, NSW 1797, Australia – p.williams@uws.edu.au

² Laboratoire de Minéralogie, Université de Liège, B-4000 Liège, Belgium – fhatert@ulg.ac.be

³ Dipartimento di Scienze della Terra, Università degli Studi di Pisa, Via Santa Maria 53, I-56126 Pisa, Italy – pasero@dst.unipi.it

⁴ Department of Earth and Ocean Sciences, University of British Columbia, Vancouver BC, Canada V6T 1Z4 – smills@eos.ubc.ca

The information given here is provided by the IMA Commission on New Minerals, Nomenclature and Classification for comparative purposes and as a service to mineralogists working on new species.

Each mineral is described in the following format:

Mineral name, if the authors agree on its release prior to the full description appearing in press

Chemical formula

Type locality

Full authorship of proposal

E-mail address of corresponding author

Relationship to other minerals

Crystal system, Space group; Structure determined, yes or no

Unit-cell parameters

Strongest lines in the X-ray powder-diffraction pattern

Type specimen repository and specimen number

Citation details for the mineral prior to publication of full description

It is still a requirement for the authors to publish a full description of the new mineral.

NO OTHER INFORMATION WILL BE RELEASED BY THE COMMISSION

NEW MINERAL PROPOSALS APPROVED IN JANUARY 2011

IMA No. **2010-045**

Hezuolinite

(Sr,REE)₄Zr(Ti,Fe)₄Si₄O₂₂

Saima alkaline intrusion, Liaoning Province, China (124°12'E 41°00'N)

Zhuming Yang*, Kuishou Ding, Gerald Giester and Ekkehart Tillmanns

*E-mail: yangzhm@mail.igcas.ac.cn

Perrierite–chevkinite group

Monoclinic: *C*2/*m*; structure determined

a = 13.973(3), *b* = 5.6984(11), *c* = 11.988(2) Å,
β = 114.10(3)°

3.47(40), 3.02(90), 2.98(100), 2.84(70),

2.72(50), 2.51(50), 2.18(80), 1.96(90)

Type material is deposited in the collections of the Museum of Institute of Geology and Geophysics, Chinese Academy of Sciences, registration number KDX016

How to cite: Yang, Z., Ding, K., Giester, G. and Tillmanns, E. (2011) Hezuolinite, IMA 2010-045. CNMNC Newsletter No. 8, April 2011, page 289; *Mineralogical Magazine*, **75**, 289–294.

IMA No. 2010-060

Allanite-(Nd)



NYF granite pegmatite near Åskagen, Värmland, Sweden

Radek Škoda*, Jan Cempírek, Jan Filip and Milan Novák

*E-mail: rskoda@sci.muni.cz

Epidote group

Monoclinic: $P2_1/m$; structure determined

$a = 8.8897(5)$, $b = 5.7308(2)$, $c = 10.1010(6)$ Å,

$\beta = 115.166(7)^\circ$

3.508(46), 2.893(100), 2.865(45), 2.698(60),

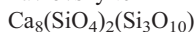
2.607(60), 2.164(35), 2.117(38), 1.659(43)

Type material is deposited in the collections of the Department of Mineralogy and Petrology of the National Museum in Prague, Czech Republic, catalogue number PIP 1/2010

How to cite: Škoda, R., Cempírek, J., Filip, J. and Novák, M. (2010) Allanite-(Nd), IMA 2010-060. CNMNC Newsletter No. 8, April 2011, page 290; *Mineralogical Magazine*, **75**, 289–294.

IMA No. 2010-063

Pavlovskyite



Birkhin gabbro massif, Baikal Lake, Eastern Siberia, Russia (52°42'N 106°30'E) and xenolith number 3, Upper Chegem caldera, Lakargi, Kabardino-Balkaria, North Caucasus, Russia (43°17'N 43°6'E)

E.V. Galuskin*, B. Lazic, V.B. Savelyeva, T. Armbruster, I.O. Galuskina, A.E. Zadov, P. Dzierzanowski, N.N. Pertsev and V.M. Gazeev

*E-mail: evgeny.galuskin@us.edu.pl

Known synthetic phase

Orthorhombic: $Pbcn$; structure determined

$a = 5.0849(1)$, $b = 11.4116(2)$, $c = 28.6304(8)$ Å

3.607(39), 3.046(67), 2.835(100), 2.689(70),

2.438(18), 1.948(38), 1.898(18), 1.805(14)

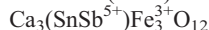
The holotype (Birkhin) is deposited in the collections of the Fersman Mineralogical Museum of the Russian Academy of Science,

catalogue number 4023/1. A co-type specimen (Lakargi) is deposited under catalogue number 4024/1

How to cite: Galuskin, E.V., Lazic, B., Savelyeva, V.B., Armbruster, T., Galuskina, I.O., Zadov, A.E., Dzierzanowski, P., Pertsev, N.N. and Gazeev, V.M. (2011) Pavlovskyite, IMA 2010-063. CNMNC Newsletter No. 8, April 2011, page 290; *Mineralogical Magazine*, **75**, 289–294.

IMA No. 2010-064

Bitikleite-(SnFe)



Xenolith number 1, Upper Chegem caldera, Lakargi, Kabardino-Balkaria, North Caucasus, Russia (43°17'N 43°6'E)

I.O. Galuskina*, E.V. Galuskin, J. Kusz, P. Dzierzanowski, K. Prusik, V.M. Gazeev, N.N. Pertsev and L. Dubrovinsky

*E-mail: irina.galuskina@us.edu.pl

Garnet group

Cubic: $Ia\bar{3}d$

$a = 12.536(3)$ Å

4.432(87), 3.134(84), 2.803(47), 2.559(95),

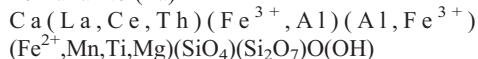
1.982(27), 1.675(100), 1.402(35), 1.336(29)

Type material is deposited in the collections of the Fersman Mineralogical Museum of the Russian Academy of Sciences, catalogue number 4025/1

How to cite: Galuskina, I.O., Galuskin, E.V., Kusz, J., Dzierzanowski, P., Prusik, K., Gazeev, V.M., Pertsev, N.N. and Dubrovinsky, L. (2011) Bitikleite-(SnFe), IMA 2010-064. CNMNC Newsletter, April 2011, page 290; *Mineralogical Magazine*, **75**, 289–294

IMA No. 2010-066

Ferriallanite-(La)



In den Dellen pumice quarries, Niedermendig, Mendig, Laach Lake volcanic complex, Eifel Mountainss, Rhineland-Palatinate, Germany

Uwe Kolitsch*, Stuart J. Mills, Ritsuro Miyawaki and Günter Blaß

*E-mail: uwe.kolitsch@nhm-wien.ac.at

Epidote group

Monoclinic: $P2_1/m$; structure determined

$a = 8.938(2)$, $b = 5.789(1)$, $c = 10.153(2)$ Å, $\beta =$

114.54(3)°

9.22(19), 7.96(34), 3.53(38), 2.92(100),

2.72(50), 2.63(36), 2.16(17), 1.639(34)

The holotype is deposited in the collections of

the Naturhistorisches Museum, Wien (Natural History Museum, Vienna), registered number N 8164, and the co-type (probe mount) is preserved in the collections of Museum Victoria, registered number M49750

How to cite: Kolitsch, U., Mills, S.J., Miyawaki, R. and Blaß, G. (2011) Ferriallanite-(La), IMA 2010-066. CNMNC Newsletter No. 8, April 2011, page 290; *Mineralogical Magazine*, **75**, 289–294.

IMA No. 2010-067

Fluor-schorl



Alluvial tin deposits near Steinberg, Zschorlau, Erzgebirge, Saxony, Germany and in pegmatites neard Grasstein, Trentino, South Tyrol, Italy
Andreas Ertl*, Uwe Kolitsch, M. Darby Dyar, Hans-Peter Meyer, Darrell J. Henry, George R. Rossman, Markus Prem, Thomas Ludwig, Lutz Nasdala, Christian L. Lengauer and Ekkehart Tillmanns

*E-mail: andreas.ertl@a1.net

Tourmaline group

Trigonal: *R3m*; structure determined

$$a = 16.005(2), c = 7.176(1) \text{ \AA}$$

6.361(84), 4.225(39), 3.995(100), 3.470(67), 2.959(51), 2.584(76), 2.045(24), 1.454(26)

Holotype material (no. 8165: fluor-schorl from Zschorlau; no. 8166: fluor-schorl from Grasstein) is deposited in the collections of the Naturhistorisches Museum, Austria

How to cite: Ertl, A., Kolitsch, U., Darby Dyar, M., Meyer, H.-P., Henry, D.J., Rossman, G.R., Prem, M., Ludwig, T., Nasdala, L., Lengauer, C.L. and Tillmanns, E. (2011) Fluor-schorl, IMA 2010-067. CNMNC Newsletter No. 8, April 2011, page 291; *Mineralogical Magazine*, **75**, 289–294.

IMA No. 2010-068

Mejillonesite



Cerro Mejillones (23°05'44.56''S 70°30'53.78''W), Mejillones Peninsula, Mejillones, Antofagasta Region, Chile

Daniel Atencio*, Nikita V. Chukanov, Fabrizio Nestola, Thomas Witzke, José M.V. Coutinho, Aleksandr E. Zadov, Reynaldo R. Contreira Filho and Gunnar Färber

*E-mail: datencio@usp.br

New structure type

Orthorhombic: *Pbca*; structure determined

$$a = 16.295(1), b = 13.001(2), c = 8.434(1) \text{ \AA}$$

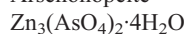
8.095(100), 6.846(9), 6.470(8), 3.317(5), 2.959(5), 2.706(12), 2.157(19), 2.153(9)

Type material is deposited in the Museu de Geociências, Instituto de Geociências, Universidade de São Paulo, São Paulo, Brazil, catalogue number DR712, and in the Fersman Mineralogical Museum of the Russian Academy of Sciences, Moscow, Russia, registration number 4043/1

How to cite: Atencio, D., Chukanov, N.V., Nestola, F., Witzke, T., M.V. Coutinho, J.M.V., Zadov, A.E., Contreira Filho, R.R. and Färber, G. (2011) Mejillonesite, IMA 2010-068. CNMNC Newsletter No. 8, April 2011, page 291; *Mineralogical Magazine*, **75**, 289–294.

IMA No. 2010-069

Arsenohopeite



Tsumeb mine, Namibia

Franz Neuhold*, Uwe Kolitsch, Heinz-Jürgen Bernhardt and Christian L. Lengauer

*E-mail: franzneuhold@gmx.net

Arsenate analogue of hopeite

Orthorhombic: *Pnma*; structure determined

$$a = 10.804(2), b = 19.003(4), c = 5.112(1) \text{ \AA}$$

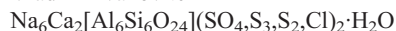
9.502(100), 5.196(31), 4.937(50), 4.490(28), 4.110(48), 3.978(28), 3.567(31), 2.926(95)

Type material is deposited in the in the collections of the Natural History Museum Vienna, Vienna, Austria, catalogue number N 8167

How to cite: Neuhold, F., Kolitsch, U., Bernhardt, H.-J. and Lengauer, C.L. (2011) Arsenohopeite, IMA 2010-069. CNMNC Newsletter No. 8, April 2011, page 291; *Mineralogical Magazine*, **75**, 289–294.

IMA No. 2010-070

Vladimirivanovite



Tultuy (or Tultui) deposit, Tultuy River, Irkutsk Region, Russia (51°40'58''N 103°26'24''E), and the Luadzhvardarite deposit, Luadzhvardara River, southwestern Pamirs, Republic of Tajikistan (37°5'24''N 71°45'E)

A.N. Sapozhnikov*, E.V. Kaneva, D.I. Cherepanov, L.F. Suvorova, V.I. Levitsky, L.A. Ivanova and L.Z. Reznitsky

*E-mail: sapozh@igc.irk.ru

Sodalite group

Orthorhombic: *Pnaa*; structure determined

$$a = 9.066(3), b = 12.851(3), c = 38.558(10) \text{ \AA}$$

6.61(5), 6.43(11), 3.710(100), 2.623(30), 2.273(6), 2.141(14), 1.783(9), 1.606(6)

Type material is deposited in the in the collections of the Mineralogical Museum of Saint-Petersburg State University, Saint Petersburg, Russia, catalogue number 1/19366
How to cite: Sapozhnikov, A.N., Kaneva, E.V., Cherepanov, D.I., Suvorova, L.F., Levitsky, V.I., Ivanova, L.A. and Reznitsky, L.Z. (2011) Vladimirovite, IMA 2010-070. CNMNC Newsletter No. 8, April 2011, page 291; *Mineralogical Magazine*, **75**, 289–294.

IMA No. 2010-071

Långbanshyttanite

Pb₂Mn₂Mg(AsO₄)₂(OH)₄·6H₂O

Långban mine, Sweden

Nikita V. Chukanov*, Igor V. Pekov, Erik Jonsson, Natalia I. Zubkova, Yaroslav E. Filinchuk, Dmitriy I. Belakovsky and Dmitriy Yu. Pushcharovsky

*E-mail: chukanov@icp.ac.ru

New structure type

Triclinic: $P\bar{1}$; structure determined

$a = 5.0528(10)$, $b = 5.7671(6)$, $c = 14.617(3)$ Å,
 $\alpha = 85.656(14)$, $\beta = 82.029(17)$, $\gamma = 88.728(13)^\circ$
14.48(100), 7.21(43), 4.969(34), 4.798(28),
3.792(20), 3.571(54), 2.857(45), 2.800(34)

Type material is deposited in the in the collections of the Fersman Mineralogical Museum of the Russian Academy of Sciences, Moscow, Russia, registration number 4032/1, and the Swedish Museum of Natural History, Stockholm, Sweden, catalogue number NRM 20100076

How to cite: Chukanov, N.V., Pekov, I.V., Jonsson, E., Zubkova, N.V., Filinchuk, Y.E., Belakovsky, D.I. and Pushcharovsky, D.Y. (2011) Långbanshyttanite, IMA 2010-071. CNMNC Newsletter No. 8, April 2011, page 292; *Mineralogical Magazine*, **75**, 289–294.

IMA No. 2010-072

Rusinovite

Ca₁₀(Si₂O₇)₃Cl₂

Upper Chegem caldera, Kabardino-Balkaria, North Caucasus, Russia (43°17'N 43°6'E)

E.V. Galuskin*, I.O. Galuskina, B. Lazic, T. Armbruster, A.E. Zadov, T. Krzykawski, K. Banasik, V.M. Gazeev and N.N. Pertsev

*E-mail: evgeny.galuskin@us.edu.pl

New structure type

Orthorhombic: $Cmcm$; structure determined

$a = 3.7617(2)$, $b = 16.9385(8)$, $c = 17.3196(9)$ Å
8.471(39), 3.209(33), 3.134(25), 3.082(100),
3.030(79), 2.946(43), 2.889(74), 2.537(74)

Type material is deposited in the in the collections of the Fersman Mineralogical Museum of the Russian Academy of Sciences, Moscow, Russia, registration number 4022/1

How to cite: Galuskin, E.V., Galuskina, I.O., Lazic, B., Armbruster, T., Zadov, A.E., Krzykawski, T., Banasik, K., Gazeev, V.M. and Pertsev, N.N. (2011) Rusinovite, IMA 2010-072. CNMNC Newsletter No. 8, April 2011, page 292; *Mineralogical Magazine*, **75**, 289–294.

NEW MINERAL PROPOSALS APPROVED IN FEBRUARY 2011**IMA No. 2010-059**

Ernstburkeite

Mg(CH₃SO₃)₂·12H₂O

In an ice core from the Dome Fuji station, East Antarctica (77°19'S 39°42'E)

Toshimitsu Sakurai, Fatma Elif Genceli Güner* and Takeo Hondoh

*E-mail: f.e.genceli@tudelft.nl

Known synthetic compound

Trigonal: $R\bar{3}$

$a = 9.2715(1)$, $c = 21.1298(4)$ Å
7.04(42), 6.39(39), 4.64(100), 4.41(44),
3.87(89), 3.75(31), 3.74(35)

Type material is deposited at the Institute of Low Temperature Science at Hokkaido University, Sapporo, Japan, catalogue number 81616

How to cite: Sakurai, T., Genceli Güner, F.E. and Hondoh, T. (2011) Ernstburkeite, IMA 2010-059. CNMNC Newsletter No. 8, April 2011, page 292; *Mineralogical Magazine*, **75**, 289–294.

IMA No. 2010-073

Irinarassite

Ca₃Sn₂Al₂SiO₁₂

Verkhni Chegem caldera, Kabardino-Balkaria, North Caucasus, Russia (43°17'N 43°6'E)

I.O. Galuskina*, E.V. Galuskin, K. Prusik, V.M. Gazeev, N.N. Pertsev and P. Dzierzanowski

*E-mail: irina.galuskin@us.edu.pl

Garnet group

Cubic: $Ia\bar{3}d$

$a = 12.50(3)$ Å
4.419(65), 3.125(60), 2.795(47), 2.552(88),
1.976(27), 1.670(100), 1.563(22), 1.333(26)

Type material is deposited in the in the collections of the Fersman Mineralogical Museum of the Russian Academy of Sciences,

Moscow, Russia, registration number 4026/1
How to cite: Galuskina, I.O., Galuskin, E.V., Prusik, K., Gazeev, V.M., Pertsev, N.N. and Dzierzanowski, P. (2011) Irinarassite, IMA 2010-073. CNMNC Newsletter No. 8, April 2011, page 292; *Mineralogical Magazine*, **75**, 289–294.

IMA No. 2010-074

Wassonite

TiS

Yamato 691 enstatite chondrite, Queen Fabiola Mountains, Antarctica

Keiko Nakamura-Messenger*, Simon. J. Clemett, Alan Rubin, Byeon-Gak Choi, Lindsay P. Keller, Shouliang Zhang, Zia Rahman and Katsunari Oikawa

*E-mail: keiko.nakamura-1@nasa.gov

Known structure type

Rhombohedral: $R\bar{3}m$

$a = 3.42 \pm 0.07$, $c = 26.50 \pm 0.53$ Å

8.833(10), 2.944(5), 2.944(36), 2.891(4), 2.704(10), 2.586 (45), 2.333(28), 2.208(100)

Type material is deposited in the in the collections of the Astromaterials Curation Facility, Antarctic Meteorite Curatorial Laboratory, National Aeronautics and Space Administration Johnson Space Center, Houston, Houston Texas, USA, registered number Y 691,79-1

How to cite: Nakamura-Messenger, K., Clemett, S.J., Rubin, A., Choi, B.-G., Keller, L.P., Zhang, S., Rahman, Z. and Oikawa, K. (2011) Wassonite, IMA 2010-074. CNMNC Newsletter No. 8, April 2011, page 293; *Mineralogical Magazine*, **75**, 289–294.

IMA No. 2010-075

Galuskinitite

$\text{Ca}_7(\text{SiO}_4)_3(\text{CO}_3)$

Birkhin gabbro massif, Eastern Siberia, Russia (52.7°N 106.5°E)

B. Lazic, T. Armbruster*, V.B. Savelyeva, A.E. Zadov, N.N. Pertsev and P. Dzierzanowski

*E-mail: Ambruster@krist.unibe.ch

New structure type

Monoclinic: $P2_1/c$; structure determined

$a = 18.7872(5)$, $b = 6.7244(2)$, $c = 10.4673(2)$ Å,

$\beta = 90.788(1)^\circ$

18.785(56), 2.7338(98), 2.7141(78), 2.7032(100), 2.7030(85), 2.6706(100), 2.6166(82), 1.9251(53)

Type material is deposited in the in the collections of the Fersman Mineralogical Museum of the Russian Academy of Sciences,

catalogue number 4050/1 and in the collections of the Natural History Museum, Bern, catalogue number NMBE-40811

How to cite: Lazic, B., Armbruster, T., Savelyeva, V.B., Zadov, A.E., Pertsev, N.N. and Dzierzanowski, P. (2011) Galuskinitite, IMA 2010-075. CNMNC Newsletter No. 8, April 2011, page 293; *Mineralogical Magazine*, **75**, 289–294.

IMA No. 2010-077

Eldragónite

$\text{Cu}_6\text{BiSe}_4(\text{Se}_2)$

El Dragón mine, Quijarro Province, Department of Potosi, Bolivia (19°49.15'S 65°55'W)

Mark A. Cooper, Yves Moëlo, Werner H. Paar*, Johann G. Raith, Ralph Rowe, Andrew C. Roberts, J. Stirling and Chris J. Stanley

*E-mail: paarwerner@aon.at

New structure type

Orthorhombic: $Pm\bar{c}n$; structure determined

$a = 4.0341(4)$, $b = 27.056(3)$, $c = 9.5559(9)$ Å
6.547(58), 3.579(100), 3.180(77), 3.165(56), 3.075(84), 2.011(53), 1.920(76), 1.846(52)

Type material is deposited in the collections of the Canadian Museum of Nature, Ottawa, Canada (holotype; crystal used for investigation of the crystal structure), registration number CMNMC 86154, and in the collections of the Department of Materials Engineering and Physics, University of Salzburg, Austria (cotypes), registration numbers M 17.001, M 17.002 and M 17.003

How to cite: Cooper, M.A., Moëlo, Y., Paar, W.H., Raith, J.G., Rowe, R., Roberts, A.C., Stirling, J. and Stanley, C.J. (2011) Eldragónite, IMA 2010-077. CNMNC Newsletter No. 8, April 2011, page 293; *Mineralogical Magazine*, **75**, 289–294

IMA No. 2010-078

Jacutingaite

Pt_2HgSe_3

Cauê iron-ore deposit, Itabira district, Minas Gerais, Brazil

Anna Vymazalová*, František Laufek, Milan Drábek, Alexandre Raphael Cabral, Jakub Haloda, Tamara Sidorinová, Bernd Lehmann, Henry Francisco Galbiatti and Jan Drahokoupil

*E-mail: anna.vymazalova@geology.cz

Known structure type

Trigonal: $P\bar{3}m1$; structure determined

$a = 7.3477(2)$, $c = 5.2955(1)$ Å

5.292(100), 2.727(16), 2.444(10), 2.035(18),

1.765(37), 1.324(11), 1.045(11)

Type material is deposited in the collections of GeoMuseum "Geosammlung" at the Technical University of Clausthal, Adolph Roemer Strasse 2A, D-38678 Clausthal-Zellerfeld, Germany, catalogue number 26580

How to cite: Vymazalová, A., Laufek, F., Drábek, M., Cabral, A.R., Haloda, J., Sidorinová, T., Lehmann, B., Galbiatti, H.F. and Drahokoupil, J. (2011) Jacutingaite, IMA 2010-078. CNMNC Newsletter No. 8, April 2011, page 293; *Mineralogical Magazine*, **75**, 289–294.

IMA No. 2010-080

Ferrotchilinite

$6\text{FeS}\cdot 5\text{Fe}(\text{OH})_2$

No. 1 Shaft, Oktyabr'sky mine, Talnakh, Norilsk area, Krasnoyarsk Krai, Siberia, Russia
Igor V. Pekov*, Evgeny V. Sereda, Yury S. Polekhovskiy, Sergey N. Britvin, Nikita V. Chukanov, Vasily O. Yapaskurt and Igor A. Bryzgalov

*E-mail: igorpekov@mail.ru

Fe(II) analogue of tochilinite

Monoclinic: $C2/m$, Cm or $C2$

$a = 5.463(5)$, $b = 15.865(17)$, $c = 10.825(12)$ Å,
 $\beta = 93.7(1)^\circ$

10.83(13), 5.392(100), 3.281(7), 2.777(7), 2.696(12), 2.524(12), 2.152(8), 1.837(11)

Type material is deposited in the collections of the Fersman Mineralogical Museum of the Russian Academy of Sciences, Moscow, Russia, registration number 4058/1

How to cite: Pekov, I.V., Sereda, E.V., Polekhovskiy, Y.S., Britvin, S.N., Chukanov, N.V., Yapaskurt, V.O. and Bryzgalov, I.A. (2011) Ferrotchilinite, IMA 2010-080. CNMNC Newsletter No. 8, April 2011, page 294; *Mineralogical Magazine*, **75**, 289–294.

IMA No. 2010-081

Chukhrovite-(Ca)

$\text{Ca}_{4.5}\text{Al}_2(\text{SO}_4)\text{F}_{13}\cdot 12\text{H}_2\text{O}$

Val Cavallizza Pb-Zn(Ag) mine, SW of Cavagnano, Cuasso al Monte, Varese province, Lombardy, Italy (45°54'01"N 8°51'41"E)

Pietro Vignola*, Frédéric Hatert, Olaf Medenbach, Danilo Bersani, Valeria Diella, Paolo Gentile and Andrea Rispplendente

*E-mail: pietro.vignola@idpa.cnr.it

Chukhrovite group

Cubic: $Fd\bar{3}$; structure determined

$a = 16.749(1)$ Å

9.665(100), 5.921(31), 5.053(16), 4.190(10),

3.226(15), 2.556(10), 2.182(12), 1.915(17)

Type material is deposited in the collections of the Museo Civico di Storia Naturale, Milano, Italy, catalogue number M37901, and the Laboratory of Mineralogy, University of Liège, Belgium, catalogue number 20383

How to cite: Vignola, P., Hatert, F., Medenbach, O., Bersani, D., Diella, V., Gentile, P. and Rispplendente, A. (2011) Chukhrovite-(Ca), IMA 2010-081. CNMNC Newsletter No. 8, April 2011, page 294; *Mineralogical Magazine*, **75**, 289–294.

IMA No. 2010-082

Angarfite

$\text{NaFe}_5^{3+}(\text{PO}_4)_4(\text{OH})_4\cdot 4\text{H}_2\text{O}$

Angarf-South pegmatite, Tazenakht, Ouarzazate Province, Souss-Massa-Draâ Region, Morocco (43°39'30N 2°29'58E)

Anthony R. Kampf*, Stuart J. Mills, Robert M. Housley and Georges Favreau

*E-mail: akampf@nhm.org

New structure type

Orthorhombic: $C222_1$; structure determined

$a = 12.7997(3)$, $b = 17.9081(4)$, $c = 8.2112(6)$ Å
10.463(43), 9.016(100), 6.459(42), 3.731(27), 3.355(51), 3.026(29), 1.926(33), 1.463(36)

Type material is deposited in the collections of the Natural History Museum of Los Angeles County, Los Angeles, USA, catalogue numbers 63428 and 63429

How to cite: Kampf, A.R., Mills, S.J., Housley, R.M. and Favreau, G. (2011) Angarfite, IMA 2010-082. CNMNC Newsletter No. 8, April 2011, page 294; *Mineralogical Magazine*, **75**, 289–294.

IMA LIST OF MINERALS – AN INTERIM UPDATED LIST OF IMA-APPROVED MINERALS

A list of newly approved minerals is now available (as a pdf file) from the IMA-CNMNC website (<http://pubsites.uws.edu.au/ima-cnmnc/>). This interim list contains names and data for minerals which have been approved, discredited, redefined and renamed since the March 2009 listing currently on the IMA website, and for which names and data have been published. It is intended to update this interim list periodically while work continues on a new revised and comprehensive master list of all IMA-approved and grandfathered (i.e. inherited from before 1960) minerals.